

**NOTICE AND AGENDA**  
CEDAR KEY WATER & SEWER DISTRICT  
510THIRD STREET, CEDAR KEY, FL32625

REGULAR MEETING  
March 14, 2022,  
5:00 P.M.

1. Call to order.
2. Pledge and Prayer.
3. Adoption of Agenda
4. Approval of minutes of the February 14, 2022 regular meeting.
5. Audit Report: James Moore CPA's
6. Financial Reports: Balance Sheet; Budget Report; Checkbook Activity; Past Due Accounts Report; Employee Leave.
7. Bill Adjustment Request.
8. General Manager Report
9. Attorney report.
10. Commissioner Comments.
11. Public Input.
12. Adjourn.

All persons are advised that if they decide to appeal any decision made at the above-referenced public hearing, they will need a record of the proceedings, and that, for such purpose, they may need to insure that a verbatim record of the proceedings is made, which record includes the testimony and evidence upon which the appeal will be based.

**CEDAR KEY WATER & SEWER DISTRICT  
P.O. BOX 309 / 510 THIRD STREET  
CEDAR KEY, FL 32625**

**Minutes of Regular Meeting  
Board of Commissioners  
February 14, 2022**

Board Members Present: Joe Hand, Stephen Rosenthal, Leslie Sturmer, Tabitha Lauer, Dottie Haldeman.

Others Present: Chad Wisdom, James McCain, John McPherson, Mandy Offerle, Frank Offerle, Jim Wortham, Phil Prescott, Mac Cox, Heath Davis, Sue Colson, Stephanie May, Brenda Wise.

1. Meeting called to order at 5:00 p.m. by Stephen Rosenthal, Chair.
2. Pledge and Prayer.
3. Adoption of Agenda. **Motion** by Dottie Haldeman to adopt the agenda as presented. **Second** by Tabitha Lauer. Passed by a vote of 5-0.
4. Approval of Minutes. **Motion** by Dottie Haldeman to accept the minutes of the regular meeting of January 10, 2022, as presented. **Second** by Tabitha Lauer. Passed by a vote of 5-0.
5. Financial Reports. Budget, Balance Sheet, Checkbook Activity, and Employee Leave reports were presented for review. **Motion** by Dottie Haldeman to accept the financial reports as presented. **Second** by Tabitha Lauer. Stephen Rosenthal noted that the balance sheet was missing; Chad Wisdom said he would provide it by email. Rosenthal also noted that Line 640.03 was at 200%; Wisdom explained that this was due to the need for a new pump that was purchased. Dottie Haldeman noted that the sick and annual leave report needed to be updated. Haldeman also asked about the customers who are behind on payment and Wisdom confirmed that notices would be going out. Sue Colson asked if wastewater is also cut off when the water is; Wisdom answered that it is not. Leslie Sturmer asked about line 510.04 and whether it was high because insurance payments get paid up front; Wisdom confirmed that this is the case. Sturmer also asked that the water tower maintenance contract be reviewed at the next meeting. Passed by a vote of 5-0.
6. Bill Adjustment Request. **Motion** by Tabitha Lauer to deny the bill adjustment request by Ken Edmunds because there had been a previous request over the past 3 years. **Second** by Leslie Sturmer. Passed by a vote of 5-0.

7. General Manager Report.

a. *Water Plant.*

The GM stated that staff continues to look at the cost of modernizing the existing water treatment plant by replacing the most vulnerable components. Will be looking into updating the Miex system and having District staff do the necessary work to upgrade the lime softening system. The GM stated the goal is to get another 5 to 6 years of use out of the plant while other projects are moving ahead. He said staff continues to monitor SRWMD ground water levels which have been falling recently.

The GM reported that he had attended a meeting of the Suwannee Suwannee River Water Management District governing board which expressed support for the pipeline project. Joe Hand thanked the GM for the excellent job he did at the SRWMD Board meeting. Leslie Sturmer asked whether the Board had taken any action; the GM reported that the Board directed its staff to begin work on a feasibility study of the project. Sue Colson noted that SRWMD had allocated \$148,000 for the study which should be completed within about ten months. She also praised Chad for the good job he did at the SRWMD Board meeting. Leslie Sturmer stated that she had talked with Hugh Thomas, Executive Director of the SRWMD, and he was very positive about the funding opportunities for the project. Sue Colson stated that SRWMD should want to also incorporate wastewater re-use as a component of the project.

The GM reported that testing for DBPs was now switching to either yearly or tri-annually, and that the \$4,000 fine under the consent order had been paid.

b. *Wastewater System.*

The GM reported that the District's funding request to the Florida Legislature has been accepted and submitted as HB 9155 and SB 1586, and that the request had cleared the House committee and is going to the Senate committee.

The GM reported that the District's request to the City for Covid 19 funds for wastewater repairs had been approved by the City, and that the District was moving ahead with repairs. Stephen Rosenthal expressed thanks to the City Commissioners who were in attendance, and the GM read a letter of thanks to City for approval by the Board, which was granted.

The GM reported that CROM corporation was preparing the orders for components and materials for the aeration basin repair.

c. *Covid-19.* The GM reported that there were no Covid issues over the past month.

d. *Election.* The GM reported that preparations for the election were underway for the three contested District governing board seats. John McPherson asked the Board to approve the same canvassing board as approved by the City, i.e., John Meeks, Matt Brooks, and Chris Cowart, with Lily Rooks and Tammy Boyle as alternates. **Motion** by Dottie Haldeman to approve the canvassing board as presented. **Second** by Tabitha Lauer. Passed by a vote of 5-0.

8. Attorney Report. The attorney had nothing further to report.
9. Commissioner Comments.

Dottie Haldeman suggested that pay vouchers for the past month be brought to the meeting for review. Chad Wisdom agreed to start doing this.

Leslie Sturmer asked what the next step was in the pipeline. Chad Wisdom stated that we would just wait for the feasibility report and there was discussion as to what that study might entail, e.g., cost, right of way, wetlands, road crossings. Heath Davis suggested there needed to be a determination of build-out in Cedar Key so that the pipeline is not smaller than needed.

Dottie Haldeman asked about whether the District would be paying Bronson for water. A discussion ensued as to whether the District would have its own well in Bronson, or would it be purchasing water from the Bronson system. It was agreed that the answer to that is unknown at this time and would probably be covered by the feasibility study.

10. Public Input.

Mandy Offerle asked if letters should be sent to our state legislators in support of the District's legislative request. Chad Wisdom said yes. She also asked if separate City and District ballots would be received for mail-in voting. Chad Wisdom said yes.

James McCain recommended that the District undertake a survey of customers to get a good picture of what complaints there may be about water quality. The purpose would be to ensure that the new plant and/or pipeline addresses these concerns. The Board agreed that it was a good idea and asked the general manager to look into it and bring it back for Board approval.

Sue Colson stated that the District should go big in addressing its water issues, and should be clear about all Cedar Key concerns in the feasibility study.

11. Adjournment: There being no further business to conduct, the meeting was adjourned at 5:52 p.m.

\_\_\_\_\_  
Stephen B. Rosenthal, Chairperson

\_\_\_\_\_  
Leslie Sturmer, Commissioner &  
Secretary of the Board

Date: \_\_\_\_\_



**Cedar Key Water & Sewer District**  
**Balance Sheet**  
 As of February 28, 2022  
 Feb 28, 22

**ASSETS**

**Current Assets**

**Checking/Savings**

**Unrestricted Cash Funds**

100 - Operating Account	72,742.18
102 Petty Cash	175.00
113.3 Unrestricted Savings	53,002.47

**Total Unrestricted Cash Funds** 125,919.65

**Restricted Cash Funds**

103.1 Security Deposit	13,901.02
114.00 RD Payment	49,357.50
114.02 RD RESERVE ACCOUNT	44,168.00

**Total Restricted Cash Funds** 107,426.52

**Total Checking/Savings** 233,346.17

**Other Current Assets**

135.5 - Unbilled Receivables	25,664.80
134 - Accounts Receivable	96,279.95
135 - Allowance for A/R	-9,700.00
160 - Inventory & Materials	56,809.57

**Total Other Current Assets** 169,054.32

**Total Current Assets** 402,400.49

**Fixed Assets**

301 - Land	125,195.95
302 - Other Improvements	2,504,213.86
304 - Plant and Equipment	7,888,890.37
306 - Other Equipment	98,091.31
307 - Sewer Machinery	130,629.33
308 - Computer S/W	11,313.24
309 - Vehicles	125,128.96
311 - Less Accum Depreciation	-6,083,417.26

**Total Fixed Assets** 4,800,045.76

**Other Assets**

170 - Utility Deposit	141.19
311 - Construction in Progress	
312 - CIP-SRF Project	140,250.00
313 - CIP - SRF District Match	26,000.00

**Total 311 - Construction in Progress** 166,250.00

**Total Other Assets** 166,391.19

**TOTAL ASSETS** 5,368,837.44

**LIABILITIES & EQUITY**

**Liabilities**

**Current Liabilities**

**Other Current Liabilities**

485 - Note Payable -RD - Current	19,000.00
403- Emplo Ret Con Payabale	580.20

**Cedar Key Water & Sewer District**  
**Balance Sheet**  
**As of February 28, 2022**  
Feb 28, 22

405-01 Salaries Payable	4,923.67
408 - Sales Tax Payable	54.40
411 - Unearned Revenues	9,222.29
450 · Fed. Income Taxes Payable	9.29
482 - Accrued Int Pay	2,349.00
483 · Accrued Compensated Absences	20,193.00
484 -Customer Deposits Payable	13,901.02
<b>Total Other Current Liabilities</b>	<b>70,232.87</b>
<b>Total Current Liabilities</b>	<b>70,232.87</b>
<b>Long Term Liabilities</b>	
460 · N/P-Rural Development	1,056,000.00
500 - Accrd Compen Absences-LT	9,379.00
<b>Total Long Term Liabilities</b>	<b>1,065,379.00</b>
<b>Total Liabilities</b>	<b>1,135,611.87</b>
<b>Equity</b>	
598 · Restricted for Debt Service	37,990.50
3900 · Retained Earnings	180,111.27
599 · Investment in Capital Assets -	3,891,295.66
Net Income	123,828.14
<b>Total Equity</b>	<b>4,233,225.57</b>
<b>TOTAL LIABILITIES &amp; EQUITY</b>	<b>5,368,837.44</b>

**Cedar Key Water & Sewer District**  
**2021 & 2022 Profit & Loss Budget vs. Actual**  
October 2021 through February 2022

41.66%

	Oct '21 - Feb 22	Budget	\$ Over Budget	% of Budget
<b>Ordinary Income/Expense</b>				
<b>Income</b>				
<b>300 - Income</b>				
305 - Water Revenue	200,905.77	487,200.00	-286,294.23	41.24%
310 - Sewer Revenues	166,397.73	407,400.00	-241,002.27	40.84%
315 - Ad Valorem Tax				
315.100 - Ad Valorem	193,531.35	235,800.00	-42,268.65	82.07%
<b>Total 315 - Ad Valorem Tax</b>	<b>193,531.35</b>	<b>235,800.00</b>	<b>-42,268.65</b>	<b>82.07%</b>
325 - Penalties	1,430.00	2,500.00	-1,070.00	57.2%
330 - Earned Interest	2.47	20.00	-17.53	12.35%
335 - New Meter Charges	300.00	2,000.00	-1,700.00	15.0%
340 - Rent for Water & Sewer Di				
341 City	0.00			
340 - 340-100 Cedar Key Dist.	8,242.00			
340 - Rent for Water & Sewer Di - Other	1,612.00	15,050.00	-13,438.00	10.71%
<b>Total 340 - Rent for Water &amp; Sewer Di</b>	<b>9,854.00</b>	<b>15,050.00</b>	<b>-5,196.00</b>	<b>65.48%</b>
350 - Misc Income	5,127.84	7,500.00	-2,372.16	68.37%
360 - Carry Forward	0.00	40,000.00	-40,000.00	0.0%
365. Meter Installation Fee	540.00	1,000.00	-460.00	54.0%
366 - Recovery of Bad Debt	0.00	0.00	0.00	0.0%
382 - Grant - Legislative 2016	0.00	67,000.00	-67,000.00	0.0%
<b>Total 300 - Income</b>	<b>578,089.16</b>	<b>1,265,470.00</b>	<b>-687,380.84</b>	<b>45.68%</b>
<b>Total Income</b>	<b>578,089.16</b>	<b>1,265,470.00</b>	<b>-687,380.84</b>	<b>45.68%</b>
<b>Gross Profit</b>	<b>578,089.16</b>	<b>1,265,470.00</b>	<b>-687,380.84</b>	<b>45.68%</b>
<b>Expense</b>				
<b>500 - GENERAL AND ADMINISTRATIVE</b>				
<b>510 - Payroll</b>				
510.01 - Salaries	148,983.22	359,000.00	-210,016.78	41.5%
510.02 - Social Security/Medicare	11,181.44	32,000.00	-20,818.56	34.94%
510.03 - Retirement	13,433.05	42,000.00	-28,566.95	31.98%
510.04 - Health, Dental & Life Ins	34,949.54	59,000.00	-24,050.46	59.24%
510.05 - Workers Comp.	4,764.23	6,000.00	-1,235.77	79.4%
<b>Total 510 - Payroll</b>	<b>213,311.48</b>	<b>498,000.00</b>	<b>-284,688.52</b>	<b>42.83%</b>
<b>520 - Office</b>				
520.01 - Supplies				
780-01 Off Exp - Wat	65.12			
520.01 - Supplies - Other	402.84	3,000.00	-2,597.16	13.43%
<b>Total 520.01 - Supplies</b>	<b>467.96</b>	<b>3,000.00</b>	<b>-2,532.04</b>	<b>15.6%</b>
520.02 - Postage & Shipping	1,795.20	5,200.00	-3,404.80	34.52%
520.03 - Copier, Computer, Billing, Etc.	1,103.08	5,000.00	-3,896.92	22.06%
520.04 - Printing and Copying	0.00	1,500.00	-1,500.00	0.0%
520.05 - Web Portal/E-Billing	0.00	0.00	0.00	0.0%
<b>Total 520 - Office</b>	<b>3,366.24</b>	<b>14,700.00</b>	<b>-11,333.76</b>	<b>22.9%</b>
<b>530 - Utilities</b>				



**Cedar Key Water & Sewer District**  
**2021 & 2022 Profit & Loss Budget vs. Actual**  
October 2021 through February 2022

	Oct '21 - Feb 22	Budget	\$ Over Budget	% of Budget
530.01 · Fuel For Equipment	4,871.05	7,500.00	-2,628.95	64.95%
530.02 · Solid Waste Disposal	564.76	2,500.00	-1,935.24	22.59%
530.03 · Telephone	3,224.75	10,000.00	-6,775.25	32.25%
530 · Utilities - Other	0.00	0.00	0.00	0.0%
<b>Total 530 · Utilities</b>	<b>8,660.56</b>	<b>20,000.00</b>	<b>-11,339.44</b>	<b>43.3%</b>
<b>540 · Professional Fees</b>				
540.01 · Audit & Accounting	15,700.00	20,000.00	-4,300.00	78.5%
540.02 · Management/Legal	6,000.00	21,000.00	-15,000.00	28.57%
540.03 · Property Appraiser's Fee	0.00	7,200.00	-7,200.00	0.0%
540.05 · Tax Collector Fees	4,458.85	6,000.00	-1,541.15	74.31%
540.04 · Water/Wastwater Operator	0.00	500.00	-500.00	0.0%
<b>Total 540 · Professional Fees</b>	<b>26,158.85</b>	<b>54,700.00</b>	<b>-28,541.15</b>	<b>47.82%</b>
<b>550 - General Repair &amp; Maint</b>				
550.01 · Vehicle	2,584.25	28,000.00	-25,415.75	9.23%
550.02 · Equipment and Tools	921.08	7,500.00	-6,578.92	12.28%
550.03 · Building	401.69	2,500.00	-2,098.31	16.07%
550.04 · Supplies	710.41	1,000.00	-289.59	71.04%
550.05 · New Tools	0.00	1,000.00	-1,000.00	0.0%
<b>Total 550 - General Repair &amp; Maint</b>	<b>4,617.43</b>	<b>40,000.00</b>	<b>-35,382.57</b>	<b>11.54%</b>
<b>560 · Other</b>				
560.01 · Property/Liability Ins.	49,250.00	50,000.00	-750.00	98.5%
560.02 · Election Expenses	0.00	3,000.00	-3,000.00	0.0%
560.03 · Continuing Education	37.12	1,500.00	-1,462.88	2.48%
560.04 · Annual Fees & Dues	7,236.00	5,000.00	2,236.00	144.72% (DEF FINE)
560.05 · Ads and Publications	54.68	750.00	-695.32	7.29%
560.06 · Miscellaneous	353.68	1,000.00	-646.32	35.37%
560.07 · Contingency	0.00	3,460.00	-3,460.00	0.0%
<b>Total 560 · Other</b>	<b>56,931.48</b>	<b>64,710.00</b>	<b>-7,778.52</b>	<b>87.98%</b>
<b>Total 500 · GENERAL AND ADMINISTRATIVE</b>	<b>313,046.04</b>	<b>692,110.00</b>	<b>-379,063.96</b>	<b>45.23%</b>
<b>600 · DIRECT WATER EXPENSES</b>				
<b>610 · Chemicals and Filters</b>				
610.01 · Chemicals	32,155.28	80,000.00	-47,844.72	40.19%
610.02 · Miex Resin	686.12	18,000.00	-17,313.88	3.81%
<b>Total 610 · Chemicals and Filters</b>	<b>32,841.40</b>	<b>98,000.00</b>	<b>-65,158.60</b>	<b>33.51%</b>
<b>620 - Laboratory</b>				
620.01 · In House Lab	1,419.59	5,000.00	-3,580.41	28.39%
620.02 · Outside Lab	1,525.00	9,000.00	-7,475.00	16.94%
<b>Total 620 - Laboratory</b>	<b>2,944.59</b>	<b>14,000.00</b>	<b>-11,055.41</b>	<b>21.03%</b>
<b>630 - Regulatory</b>				
630.01 · Permits	0.00	1,000.00	-1,000.00	0.0%
<b>Total 630 - Regulatory</b>	<b>0.00</b>	<b>1,000.00</b>	<b>-1,000.00</b>	<b>0.0%</b>
<b>640 · Repairs and Maintenance</b>				
640.01 · Piping and Distribution	6,683.00	15,000.00	-8,317.00	44.55%
640.02 · Equipment	685.95	20,000.00	-19,314.05	3.43%

## Cedar Key Water & Sewer District 2021 & 2022 Profit & Loss Budget vs. Actual October 2021 through February 2022

	Oct '21 - Feb 22	Budget	\$ Over Budget	% of Budget
640.03 · Building & Grounds	4,185.03	2,000.00	2,185.03	209.25%
640.04 · Water Tower Maintenance	8,674.00	16,000.00	-7,326.00	54.21%
640.05 · Generators Annual Mainte	1,438.70	2,250.00	-811.30	63.94%
<b>Total 640 · Repairs and Maintenance</b>	<b>21,666.68</b>	<b>55,250.00</b>	<b>-33,583.32</b>	<b>39.22%</b>
<b>650 · Utilities</b>				
650.01 · Electric	7,778.49	21,000.00	-13,221.51	37.04%
650.02 · Propane	0.00	700.00	-700.00	0.0%
650.03 · Telephone	105.85	3,000.00	-2,894.15	3.53%
<b>Total 650 · Utilities</b>	<b>7,884.34</b>	<b>24,700.00</b>	<b>-16,815.66</b>	<b>31.92%</b>
<b>660 · Other</b>				
660.01 · Professional Fees	0.00	5,000.00	-5,000.00	0.0%
660.20 · Contingency	0.00	3,500.00	-3,500.00	0.0%
<b>Total 660 · Other</b>	<b>0.00</b>	<b>8,500.00</b>	<b>-8,500.00</b>	<b>0.0%</b>
<b>670 · Capital Expenditures</b>				
670.02 Water Plant Construction	1,425.00	67,000.00	-65,575.00	2.13%
<b>Total 670 · Capital Expenditures</b>	<b>1,425.00</b>	<b>67,000.00</b>	<b>-65,575.00</b>	<b>2.13%</b>
<b>680 · Loans</b>				
680-05 · RD - Water System Interest	0.00	30,058.00	-30,058.00	0.0%
680.06 · RD-Water System Principal	0.00	18,000.00	-18,000.00	0.0%
<b>Total 680 · Loans</b>	<b>0.00</b>	<b>48,058.00</b>	<b>-48,058.00</b>	<b>0.0%</b>
<b>Total 600 · DIRECT WATER EXPENSES</b>	<b>66,762.01</b>	<b>316,508.00</b>	<b>-249,745.99</b>	<b>21.09%</b>
<b>700 · DIRECT WASTEWATER EXPENSES</b>				
<b>710 · Chemicals and Filters</b>				
710.01 · Chemicals	9,408.49	30,000.00	-20,591.51	31.36%
<b>Total 710 · Chemicals and Filters</b>	<b>9,408.49</b>	<b>30,000.00</b>	<b>-20,591.51</b>	<b>31.36%</b>
<b>720 · Laboratory</b>				
720.01 · In House Lab	3,246.13	3,000.00	246.13	108.2% (New CLM)
720.02 · Outside Lab	6,193.28	15,000.00	-8,806.72	41.29%
<b>Total 720 · Laboratory</b>	<b>9,439.41</b>	<b>18,000.00</b>	<b>-8,560.59</b>	<b>52.44%</b>
<b>730 · Regulatory</b>				
730.01 · Permits	200.00	2,000.00	-1,800.00	10.0%
730.02 · Biosolids Hauling	23,675.00	60,000.00	-36,325.00	39.46%
<b>Total 730 · Regulatory</b>	<b>23,875.00</b>	<b>62,000.00</b>	<b>-38,125.00</b>	<b>38.51%</b>
<b>740 · Repairs Maintenance Other</b>				
740.01 · Piping & Distribution	8,101.02	7,500.00	601.02	108.01%
740.02 · Equipment	2,973.21	14,350.00	-11,376.79	20.72%
740.03 · Building and Grounds	9,723.66	85,000.00	-75,276.34	11.44%
740.04 · Generator-Annual Maintenance	0.00	1,500.00	-1,500.00	0.0%
<b>Total 740 · Repairs Maintenance Other</b>	<b>20,797.89</b>	<b>108,350.00</b>	<b>-87,552.11</b>	<b>19.2%</b>
<b>750 · Utilities</b>				
750.01 · Electric	9,779.18	29,002.00	-19,222.82	33.72%
750.02 · Propane	0.00	1,000.00	-1,000.00	0.0%
<b>Total 750 · Utilities</b>	<b>9,779.18</b>	<b>30,002.00</b>	<b>-20,222.82</b>	<b>32.6%</b>
<b>760 · Other</b>				

**Cedar Key Water & Sewer District**  
**2021 & 2022 Profit & Loss Budget vs. Actual**  
 October 2021 through February 2022

	<b>Oct '21 - Feb 22</b>	<b>Budget</b>	<b>\$ Over Budget</b>	<b>% of Budget</b>
760.01 · Professional Fees -WWTP Permit	1,612.00	5,000.00	-3,388.00	32.24%
760.02 · Contingency	0.00	3,500.00	-3,500.00	0.0%
<b>Total 760 · Other</b>	<b>1,612.00</b>	<b>8,500.00</b>	<b>-6,888.00</b>	<b>18.97%</b>
<b>770 · Capital Expenditures</b>				
770.01 · Bridge 1,2,3 Drills	0.00	0.00	0.00	0.0%
<b>Total 770 · Capital Expenditures</b>	<b>0.00</b>	<b>0.00</b>	<b>0.00</b>	<b>0.0%</b>
<b>Total 700 · DIRECT WASTEWATER EXPENSES</b>	<b>74,911.97</b>	<b>256,852.00</b>	<b>-181,940.03</b>	<b>29.17%</b>
<b>Total Expense</b>	<b>454,720.02</b>	<b>1,265,470.00</b>	<b>-810,749.98</b>	<b>35.93%</b>
<b>Net Ordinary Income</b>	<b>123,369.14</b>	<b>0.00</b>	<b>123,369.14</b>	<b>100.0%</b>
<b>Net Income</b>	<b>123,369.14</b>	<b>0.00</b>	<b>123,369.14</b>	<b>100.0%</b>

2:54 PM

03/08/22

Accrual Basis

**Cedar Key Water & Sewer District**  
**Transaction Detail By Account**  
October 2021 through February 2022

Type	Date	Num	Name	Memo	Class	Clr	Split	Amount	Balance
<b>300 - Income</b>									
<b>340 - Rent for Water &amp; Sewer Di</b>									
General Journal	10/01/21	B&E3R		To accrue 9/...			530.03 · Tele...	1,612.00	1,612.00
Total 340 - Rent for Water & Sewer Di								1,612.00	1,612.00
Total 300 - Income								1,612.00	1,612.00
<b>TOTAL</b>								<b>1,612.00</b>	<b>1,612.00</b>

# Cedar Key Water & Sewer District Monthly Checkbook Activity

As of February 28, 2022

Date	Num	Name	Memo	Amount
<b>Unrestricted Cash Funds</b>				
<b>100 - Operating Account</b>				
02/01/2022		Deposit	Deposit	918.00
02/01/2022		Deposit	Deposit	150.00
02/02/2022	30636	Margaret Ann Richburg	02/02/2022	-84.68
02/02/2022	30637	John K. McPherson. P.A.	Management, Invoice No: 39 01/31/22	-1,500.00
02/02/2022		Deposit	Rent from Verizon	1,125.00
02/02/2022		Deposit	Deposit	70.17
02/03/2022	30638	McCain, James E.	Pay Check	-1,292.30
02/03/2022		Deposit	Deposit	59.90
02/04/2022	30639	Doty, Gabriel T	Pay Check	-662.17
02/04/2022	30640	Johns, Alicia M.	Pay Check	-491.05
02/04/2022	30641	Quinn, William M.	Pay Check	-688.99
02/04/2022	30642	Richburg, Margaret A.	Pay Check	-618.72
02/04/2022	30643	Wisdom, Thomas C.	Pay Check	-2,098.35
02/04/2022	30644	Alicia Johns	Mileage to Bronson Election Workshop	-37.12
02/04/2022	Bankdraft	EFTPS	59-1156008	-1,973.62
02/04/2022		Deposit	Deposit	118.64
02/06/2022		Deposit	Deposit	56.33
02/07/2022		Deposit	Deposit	198.80
02/08/2022	30645	AFLAC	ATF27	-1,156.48
02/08/2022		Deposit	Deposit	122.66
02/09/2022	30646	Central FL Electric	Electric Bills 01/2022	-4,676.40
02/09/2022	30647	Central FL Electric	Electric Bills 01/2022	-58.11
02/09/2022	30648	Verizon # 2	Invoice NoAcct.842009805-00001	-108.41
02/09/2022	30649	Verizon Wireless # 1	Invoice No: Acct. 9895763916 01/2022	-97.30
02/09/2022		Deposit	Deposit	16,053.90
02/09/2022		Deposit	Deposit	118.55
02/09/2022		Deposit	Deposit	12,555.96
02/10/2022	30650	Doty, Gabriel T	Pay Check	-826.58
02/10/2022	30651	Johns, Alicia M.	Pay Check	-491.06
02/10/2022	30653	Richburg, Margaret A.	Pay Check	-618.72
02/10/2022	30654	AT & T # 2	35254364059371988	-78.23
02/10/2022	30655	AT&T # 1	352-543-5285-938 1989	-419.11
02/10/2022	30656	JAC-PAC DISTRIBUTORS	Invoice No:265 01/30/21	-421.17
02/10/2022	30657	Gator Works Computing	Invoice NO: 21-24373 01/25/2022	-116.00
02/10/2022	30658	Hawkins, Inc.d/b/a Dumont	Invoice No: 6080978 11/23/21	-2,468.41
02/10/2022	30659	Marina Hardware At Cedar Key, In	Invoice No & Account No: 220 01/2022	-301.80
02/10/2022		Deposit	Deposit	373.39
02/10/2022		Deposit	Deposit	1,129.27
02/11/2022	30663	Quinn, William M.	Pay Check	-783.99
02/11/2022	30660	Haldeman, Hattie B.	Pay Check	-369.40
02/11/2022	30661	Hand, Joseph G.	Pay Check	-369.40
02/11/2022	30662	Lauer, Tabitha	Pay Check	-369.40
02/11/2022	30664	Rosenthal, Stephen B.	Pay Check	-369.40

## Cedar Key Water & Sewer District Monthly Checkbook Activity

As of February 28, 2022

Date	Num	Name	Memo	Amount
02/11/2022	30665	Sturmer, Leslie N.	Pay Check	-369.40
02/11/2022	30666	McCain, James E.	Pay Check	-1,013.63
02/11/2022	Bankdraft	EFTPS	59-1156008	-1,461.12
02/14/2022	30667	Drummond Community Bank	560.04 Fees & Dues	-4,105.00
02/14/2022		Deposit	Deposit	317.53
02/15/2022	30669	Island City Air Heating & A/C	Cleaned the Min Split unit	-190.00
02/15/2022		Deposit	Deposit	14,479.79
02/15/2022	30670	Chad Wisdom	mileage to Chiefland Florida	-110.23
02/15/2022		Deposit	Deposit	372.51
02/15/2022		Deposit	Deposit	59.86
02/16/2022	30671	Richburg, Margaret A.	Pay Check	-618.72
02/17/2022	30672	Quinn, William M.	Pay Check	-927.49
02/17/2022	30673	Wisdom, Thomas C.	Pay Check	-2,098.35
02/18/2022	30668	Johns, Alicia M.	Pay Check	-491.04
02/18/2022	30674	Doty, Gabriel T	Pay Check	-579.98
02/18/2022	30675	McCain, James E.	Pay Check	-1,053.44
02/18/2022	Bankdraft	EFTPS	59-1156008	-1,990.28
02/19/2022		Deposit	Deposit	53.00
02/21/2022	Bankdraft	Blue Cross Blue Shield of FL	Group:90866 75627568 03/01 thru 04/01/2022	-5,463.09
02/21/2022		Deposit	Deposit	626.83
02/23/2022	30678	US Postmaster	Stamps	-162.00
02/23/2022		Deposit	Deposit	151.01
02/24/2022	30679	McCain, James E.	Pay Check	-1,292.29
02/24/2022		Deposit	Deposit	61.90
02/25/2022	30677	Johns, Alicia M.	Pay Check	-491.05
02/25/2022	30680	Doty, Gabriel T	Pay Check	-579.98
02/25/2022	30681	Quinn, William M.	Pay Check	-783.99
02/25/2022	30682	Richburg, Margaret A.	Pay Check	-618.72
02/25/2022	Bankdraft	EFTPS	59-1156008	-1,167.46
02/25/2022	30683	Aqua Pure Water & Sewerage Ser	Invoice No: 85351 01/31/2022	-2,984.00
02/25/2022	30684	Beauchamp & Edwards	Invoice # 18841 12/2021	-300.00
02/25/2022	30685	Grainger Parts	Invoice No: 9193941102-9193941110-9201053643	-998.91
02/25/2022	30686	Hawkins, Inc.d/b/a Dumont	Invoice No: 6125117/6124212 2/15/22-2/17/22	-2,813.26
02/25/2022	30687	Konica Minolta Business Solutions	Invoice No: 278079593 01/31/2022	-88.53
02/25/2022	30688	LANIER MUNICIPAL SUPPLY CO	Invoice NO: 208789	-496.90
02/25/2022	30689	Quill Corporation	Invoice #15189023,23041935,22900783,23206136,	-229.46
02/25/2022	Bankdraft	Wex Bank Marathon Fleet	Invoice No: 78083636 January 2022	-822.79
02/25/2022	Bankdraft	City Of Cedar Key	Solid Waste Disposal	-141.19
02/25/2022		Deposit	Deposit	93.21
02/25/2022		Deposit	Deposit	59.47
02/28/2022	30690	Transamerica Employee Benefits	33859	-56.08
02/28/2022	30691	AFLAC	ATF27	-1,156.48
02/28/2022		Deposit	Deposit	7,632.54
02/28/2022		Deposit	Deposit	10,485.68
02/28/2022		Deposit	Deposit	54.18

# Cedar Key Water & Sewer District Monthly Checkbook Activity

As of February 28, 2022

<u>Date</u>	<u>Num</u>	<u>Name</u>	<u>Memo</u>	<u>Amount</u>
		Total 100 - Operating Account		<u>8,296.85</u>
		Total Unrestricted Cash Funds		<u>8,296.85</u>
<b>TOTAL</b>				<u><u>8,296.85</u></u>

**Cedar Key Water and Sewer District**

**Penalty Register**

Detailed

For charges due before 03/02/2022

Account Balance as of 03/02/2022

Disconnect Date 03/14/2022

Sorted by: Route + Reading Sequence

Location No	Account No	Name	Address	Meter No.	Prev. Balance	Penalty	Tax	Account Balance
32001	32001	TREEHOUSE PROPERTY	11850-C SR 24 - SUNSET					
				14346439	986.38	20.00	0.00	1006.38
					900.69	0.00	0.00	900.69
		TREEHOUSE PROPERTY	Total		1887.0	20.00	0.00	1907.07
81001	81001	W.E. KNIGHT	12406 SR 24					
				14346305	160.71	20.00	0.00	180.71
					96.45	0.00	0.00	96.45
		W.E. KNIGHT	Total		257.16	20.00	0.00	277.16
82001	82001	DONALD GILLMORE	12412 SR 24					
				19125699	30.39	20.00	0.00	50.39
					28.74	0.00	0.00	28.74
		DONALD GILLMORE	Total		59.13	20.00	0.00	79.13
85001	85001	MARION LEWIS	12416 SR 24					
				13379850	29.57	20.00	0.00	49.57
					28.08	0.00	0.00	28.08
		MARION LEWIS	Total		57.65	20.00	0.00	77.65
1032001	1032001	JERRY LAWRENCE	16390 EGRET'S LANE					
				14280586	33.29	20.00	0.00	53.29
					31.08	0.00	0.00	31.08
		JERRY LAWRENCE	Total		64.37	20.00	0.00	84.37
309001	309001	DAVID WEIBLE	16490 PARODA AVE.					
				17336210	33.56	20.00	0.00	53.56
					31.30	0.00	0.00	31.30
		DAVID WEIBLE	Total		64.86	20.00	0.00	84.86
324001	324001	OLIVER BAUER	12451 GULF BLVD.					
				14280606	53.81	20.00	0.00	73.81
					48.99	0.00	0.00	48.99
		OLIVER BAUER	Total		102.80	20.00	0.00	122.80
712001	712001	ROBERT SKEEN	550 1ST ST IP#102					
				18189967	30.36	20.00	0.00	50.36
					28.72	0.00	0.00	28.72
		ROBERT SKEEN	Total		59.08	20.00	0.00	79.08
728001	728001	JEANA MILLIGAN	509 1ST ST.					
				13935882	29.09	20.00	0.00	49.09
					27.69	0.00	0.00	27.69
		JEANA MILLIGAN	Total		56.78	20.00	0.00	76.78
741001	741001	DIOCESE OF ST	390 2ND STREET					
				19125759	27.19	20.00	0.00	47.19
					26.15	0.00	0.00	26.15
		DIOCESE OF ST	Total		53.34	20.00	0.00	73.34
766001	766001	JEFF WILKES	597 1ST ST.					
				2000047457	31.72	20.00	0.00	51.72
					29.81	0.00	0.00	29.81
		JEFF WILKES	Total		61.53	20.00	0.00	81.53
782001	782001	JEFFERY WIGSTEN	697 1ST ST.					
				13658465	107.96	20.00	0.00	127.96
					91.18	0.00	0.00	91.18
		JEFFERY WIGSTEN	Total		199.14	20.00	0.00	219.14
845001	845001	TERESE SEARS	741 6TH ST-PHILLIP					
				2000047454	35.38	20.00	0.00	55.38
					32.79	0.00	0.00	32.79
		TERESE SEARS	Total		68.17	20.00	0.00	88.17
902001	902001	COLLEEN MCINTINE	666 5TH ST.					
				13458139	243.99	20.00	0.00	263.99
					330.10	0.00	0.00	330.10
		COLLEEN MCINTINE	Total		574.09	20.00	0.00	594.09
923001	923001	TRACI ARGAVES	850 6TH ST.					
				14346512	58.39	20.00	0.00	78.39
					56.23	0.00	0.00	56.23
		TRACI ARGAVES	Total		114.62	20.00	0.00	134.62
924001	924001	GREGORY LIPSCOMB	842 6TH ST.					
				14346505	56.70	20.00	0.00	76.70
					53.11	0.00	0.00	53.11
		GREGORY LIPSCOMB	Total		109.81	20.00	0.00	129.81
925001	925001	AMY BLETCHER	810 6TH ST.					
				14346514	40.62	20.00	0.00	60.62
					37.73	0.00	0.00	37.73
		AMY BLETCHER	Total		78.35	20.00	0.00	98.35
933001	933001	CELIA BULLARD	3011 G ST.					
				14346501	110.57	20.00	0.00	130.57
					124.78	0.00	0.00	124.78
		CELIA BULLARD	Total		235.35	20.00	0.00	255.35
956001	956001	JOE VASTOLA	882 8TH ST.					
				14346507	54.98	20.00	0.00	74.98
					52.79	0.00	0.00	52.79
		JOE VASTOLA	Total		107.77	20.00	0.00	127.77

*Paid (my Florida)*

Total Customers	19	
Prev. Balance	4,211.09	
Penalty	380.00	Previously Posted Penalty
Total Tax	\$0.00	
Account Balance	4,591.09	



# Cedar Key Water & Sewer District

## Sick and Annual Leave Balances

February 28, 2022 Amount Used 2022

<u>Employee</u>	<u>Sick Available</u>	<u>Sick Used</u>	<u>Vacation Available</u>	<u>Vacation Used</u>
Doty, Gabriel T	13:00	41:00	65:07	0:00
Johns, Alicia M.	38:27	24:00	36:09	71:30
McCain, James E.	1059:18	22:00	280:57	8:30
Quinn, William M.	265:00	17:00	155:11	0:00
Richburg, Margaret A.	12:00	14:00	60:24	63:00
Wisdom, Thomas C.	72:00	0:00	222:00	0:00

**Cedar Key Water and Sewer District  
General Manager Report  
March 14, 2022**

**1. Water System**

- We continue to look at the cost of modernizing our current plant with our most vulnerable components being replaced.
- We finished testing on TTHM's and are shifting back to yearly and possibly tri-annually.

**2. Wastewater System**

- We have been accepted for Legislative Budget requests to the House of Representatives as well as the Senate for funding for our lift station refurbishment. House Bill#HB9155 and Senate Bill#1586.
- CROM is preparing the orders for components and materials for the aeration basin repair. The project is looking to start in the first few weeks of April.

**3. Covid-19**

No testing these past weeks. Vaccines are available for essential workers, and our employees are being urged to get them.

- 4.** Election preparation is underway. All 3 seats are currently contested. Alicia has spent time with the County Supervisor of elections, and we are starting to get some of those mail in ballots back.
-

OK, I did a little digging and asking and have come up with this less than stellar answer as to where we are with funding.

When CKWSD started the process of planning a new plant, we were, and was thought, going to be, under a consent order. At that time, USDA had the program for utilities under those conditions with a 51% Low to Moderate Income(LMI) population, a 75% grant to loan funding package. We, as of April 1, 2022, meet neither of those criteria.

State Revolving Fund Moneys (SRF), have the same 51%LMI for 75% grant packages, but it is unknown where we fall outside of that and what hard number we qualify for, due to not having a request for funds ready and submitted. With us not even having our feasibility study complete, even our engineers don't have an answer as to where we are on grant to loan rating.

The LMI population demographic number has changed due to the influx of high earning home buyers to the Cedar Key area, including Rosewood and Sumner. I haven't gotten the number as to where we are exactly, but was informed that we do not meet the "51% or more" criteria any longer. I will continue to inquire as to where we fall.

So the numbers quoted to the board, I have now become completely aware, are no more that speculation.

## David Hodges

---

**From:** noreply@civicplus.com  
**Sent:** Wednesday, December 15, 2021 3:29 PM  
**To:** David Hodges  
**Subject:** Online Form Submittal: SPRINGS /AWS Project Submittal

### SPRINGS /AWS Project Submittal

#### Step 1

---

#### Springs and AWS Cost Share Project Submittal Form

---

Detailed Guidance for completing the Application Form can be found at the link below: [2021 SRWMD Springs Application Guidance](#)

Detailed Guidance on completing Sections I through VIII can be found at FDEP's website : [Springs-Funding-Guidance](#)

Guidance for AWS projects can be found at: [AWS Guidance \(PDF\)](#)

#### I. Contact Information

A-1 Name of Entity/Organization Cedar Key Water & Sewer District

A-2 Primary Contact Person: Chad Wisdom

A-2 Title General Manager

A-2 Email chad@ckwater.org

A-2 Address1 510 3rd Street

A-2 Address2 *Field not completed.*

A-2 City Cedar Key

A-2 State Florida

A-2 Zip 32625

A-2 Office Phone (352) 543-5285

A-2 Mobile Phone	(573) 286-6664
Contractual authority of Primary Contact	Cannot sign Agreements
A-3 Contact for entering into contractual agreement	Stephen Rosentha1
A-3 Street Address	510 3rd Street
A-3 City, State, Zip	Cedar Key
A-3 Phone	(352) 543-5285
A-3 Email Address	chad@ckwater.org
<b>II. Spring Information - Water body information</b>	
B-1 Spring, Waterbody or Aquifer	Floridan Aquifer
B-2 Impairment	No Impairment
B-3 MFL	No MFL
<b>III. Project Information</b>	
C-1 Project Name:	CKWSD Bronson Water Main Extension
C-2 In which County(ies) is this project physically located?: (check all that apply)	Levy
<p>Project location  <i>Enter Latitude / Longitude in decimal degrees of actual work area below (ie not just the center of the municipality). Use centroid for large areas. This will be used to determine benefits to the NFRWSP, BMAP, PFA, TMDL, and MFL Recovery/Prevention Strategy.</i></p>	
C-3 Latitude	29.1369
C-4 Longitude	83.0328
C-5 Project Type	Water Quantity
C-6 Project Description (Scoring Criteria 1)	The Cedar Key Water and Sewer District (CKWSD) proposes to partner with the Town of Bronson, Town of Otter Creek, Levy County, City of Cedar Key, SRWMD & FDEP to plan, design and construct 154,000 LF of 12" PVC water main and 14,000 LF of 10" PVC water main, and necessary related infrastructure pumping systems and equipment, from the

Bronson WTP site to the existing CKWSD WTP site along SR 24. This project will provide high quality potable water, (requiring only chlorination for treatment) to Otter Creek, Cedar Key, and potentially some unincorporated areas of Levy County, all of which have very poor raw water quality that requires expensive and complicated treatment to meet drinking water standards. The proposed system will meet the maximum projected daily water demands of the three communities plus a 500 gpm fire flow.

C-7 Measure of Success (Scoring Criteria 1)      The water main will provide for cooperative use of water resources. This pipeline will provide potable water meeting drinking water that meets standards, dramatically improving the potable water quality of the communities it serves as well as providing fire flow capability.

BMAP project numbers      BMAP Projects for SRWMD

C-8 Is the project listed in a BMAP (or Annual Update)?      No

C-10 Primary WBID      8037D

IV. Water Quality  
*Refer to Springs Funding Guidance Appendix C and AWS Guidance*

D-1 Does the Project have Water Quality Benefits?      Yes

D-2 Nitrogen Reduced (lbs/yr)      0

D-3 Sediment Reduced (lbs/yr)      0

V. Water Quantity  
*Refer to Springs Funding Guidance Appendix D and AWS Guidance*

E-1 Does the Project have Water Quantity Benefits?      Yes

E-2 Quantity of Water Made Available (MGD)      0.432

VI. Land Acquisition

F-1 Acres to be Acquired      *Field not completed.*

VII. Project Time and Cost

G-7 Is this a Multiyear Project?	Yes
G-7a Year 1 DEP	1,200,000
G-7b Year 2 DEP	1,000,000
G-7c Year 3 DEP	8,000,000
G-7d Year 4 DEP	8,922,800
G-7e Year 5 DEP	8,000,000
G-2 Local Match Amount	<i>Field not completed.</i>
G-2a Local Match type	NA
G-3 Third Party Match	<i>Field not completed.</i>
G-4 Total Project Cost	27,122,800
G-5 Anticipated Start Date	3/1/2022
G-6 Anticipated End Date	4/30/2027

**VIII. Other**

*Provide additional supporting information below. File uploads are available at the end of the form.*

H-1 Additional information beneficial to evaluating the project	<i>Field not completed.</i>
---	-----------------------------

(Section Break)

**Scoring Criteria 2 through 5- Supporting Information**  
*Detailed information in the section below will be used in the evaluation of the Project benefits, readiness to proceed and cost effectiveness.*

**Project Benefits Criteria 2**

*1-30 points for Primary Benefit. 0-10 points for Secondary benefit. Refer to SRWMD Springs Application Guidance.*

J-1 Primary Benefit	Water Quality
J1a: Describe the Project Benefit in detail	Improvement in potable water quality for the communities of Otter Creek, Rosewood, & Cedar Key.
J-2 Does the Project include Septic to Sewer?	No

J-3 Number Septics upgraded or enhanced	<i>Field not completed.</i>
J-4 Wastewater System Project	<i>Field not completed.</i>
Benefit calculator for wastewater projects	<u>FDEP method for wastewater TN calculations</u>
J-5 Upload copy of calculations for Nutrient reductions	<i>Field not completed.</i>
Notes on Nutrient reductions	<i>Field not completed.</i>
J-7 If the Project is for Water Resource Development or Alternative Water Supply Identify Water Source	Other
J-7a Identify Waterbody or Source for "Other"	Floridan Aquifer
J-8 AWS Offset of Potable Water	<i>Field not completed.</i>
J-9 AWS for recharge	<i>Field not completed.</i>
Number of wells to be removed/abandoned	<i>Field not completed.</i>
J-10 Wetlands restored /Acquired	<i>Field not completed.</i>
J-11 Uplands Restored/ Acquired	<i>Field not completed.</i>
J-12 Shoreline Restored/Enhanced/Acquired	<i>Field not completed.</i>
Notes on Natural Systems	RE: J-7a, Utilization of the Floridan Aquifer is a necessary alternative to the surface influence to the current water source.
J-13 Optional Description of Acreage	<i>Field not completed.</i>
J-14 Secondary Benefit	Water Quantity
J-15 Describe Secondary Benefit (0-10 points)	The Cedar Key Water & Sewer District proposed pipeline will provide a consistent quality raw water for treatment & distribution.



Project Readiness Criteria 3 (1-20 points)

*Enter Duration required to complete Task. Enter NA if Not Applicable.*

K-1 Planning	6
K-1a Planning % complete	0
K-2 Design	22
K-2a Design % complete	0
K-3 Land Acquisition	N/A
K-3a Land Acquisition % complete	0
K-4 Permit	3
K-4a Permit % complete	0
K-5 Permit Agency/Type	Water
K-5a Permit Number	<i>Field not completed.</i>
K-5b Expiration Date	<i>Field not completed.</i>
K-6 Bidding	3
K-6a Bidding % complete	0
K-7 Construction	24
K-7a Construction % complete	0
K-8 Duration of Project being funded	52
K-5c List any additional permits obtained or required for this project.	FDOT Utility Permit

Cost Effectiveness Criteria 4 (1-30 points)

*Cost effectiveness is based on the funding amount requested (does not include match or the total project cost)*

Cost Effectiveness calculator	<a href="#">Cost Effectiveness Calculator</a>
L-1 Identify source of match or other funds	<i>Field not completed.</i>
L-2 Service life	50

L-3 Estimated O & M cost	140,000
L-4 Water Supply Development	62,784
L-5 Water Conservation	<i>Field not completed.</i>
L-6 Water Quality TN	<i>Field not completed.</i>
L-8 Sediment	<i>Field not completed.</i>
L-9 Natural System	<i>Field not completed.</i>
L-10 Natural System	<i>Field not completed.</i>
L-11 Economically Disadvantaged Communities	REDI
L-12 Attach cost effectiveness calculator	Cost Effectiveness Calculator WQ.pdf
L-13 Upload detailed project cost schedule	Project Schedule.pdf
Enter Notes on Cost effectiveness if applicable	<i>Field not completed.</i>
<p>Location Criteria 5  15 points possible. Project must provide a benefit to the plan to receive points. For example, projects supporting MFLs, water supply plans, prevention/recovery strategies, conservation, or recharge must have an MGD benefit and projects supporting BMAPs or PFA must have a water quality benefit.</p>	
M-1 Location Description	SR 24 form Cedar Key to Bronson
M-2 Upload Map	Exhibit BMAP TMDL MFL.pdf
Aerial map	Exhibit Location Aerial Map.pdf
<p>Supporting Information  Supporting information and upload for documents not listed above.</p>	
N-1 Upload detailed schedule	Project Schedule_1.pdf
N-2 Upload Photos	<i>Field not completed.</i>
N-3 Upload Conceptual Plans	<i>Field not completed.</i>
N-4 Upload other information	<i>Field not completed.</i>

N-5 Other supporting Documents	<i>Field not completed.</i>
N-6 Local Government Support	Yes
N-7 Local Government/Public Support	Cedar Key Water & Sewer District (CKWSD), City of Cedar Key, Town of Otter Creek, Town of Bronson, Levy County, and the Suwannee River Water Management District (SRWMD) have expressed support in staff level and public meetings.
N-8 Partner(s)/Cooperator(s):	Currently proposed partners & cooperators; CKWSD, City of Cedar Key, Town of Otter Creek, Town of Bronson, Levy County, SRWMD, FDEP
N-9 Applicant has identified all required permits necessary for Project construction and has indicated whether any property needed is under it's ownership or control.	DSH

**Application checklist**

Checklist	All required fields (marked with an *) must be filled in to submit, A detailed schedule has been uploaded, Project phasing information is provided (if applicable), Detailed Project cost breakdown has been uploaded, Calculations for Quantification of project benefits has been uploaded, Copy of Cost effectiveness calculator has been uploaded, Applicant has identified all required permits necessary for Project Construction, Application is digitally signed and dated below
-----------	--

I certify that all information on this form and the attached documents, if applicable is true and correct.

First Name	David
Last Name	Hodges
Title	Project Engineer
Date Submitted	12/15/2021

Email not displaying correctly? [View it in your browser.](#)

**Cedar Key Water & Sewer District Bronson Water Main Extension  
Cost Share Program Cost Effectiveness Calculator**

Project / components	lbs. TN removed/year	Amount of Funding requested	O&M (\$/year) info only	Service Life	\$/lbs. TN removed
Water Main Extension	0	\$ 27,122,800	\$ 140,000	50	-
					-
					-
<b>Total:</b>					-

\* Amount of Funding requested - include capital , total construction, land acquisition, planning, permitting and design costs  
Do not include in-kind or outside source funding amounts

Project / components	lbs. TP removed/year	Amount of Funding requested	O&M (\$/year) info only	Service Life	\$/lbs. TP removed
					-
					-
					-
<b>Total:</b>					-

Project / components	lbs. sediment removed/year	Amount of Funding requested	O&M (\$/year) info only	Service Life	\$/lbs. Sediment removed
					-
					-
					-
					-
<b>Total:</b>					-

<b>MITTAUER &amp; ASSOCIATES, INC.</b>	Subject: Cost Estimate for WM Ext to CKWSD WTP	
<b>CONSULTING ENGINEERS</b>	Project: RD/SRF WTP	
<b>580-1 WELLS ROAD</b>	Client: Cedar Key Water & Sewer District	
<b>ORANGE PARK, FL 32073</b>	Job No.: 0605-18-1	Sht.: 1
<b>TEL: (904) 278-0030</b>	Prepared By: TPN	12/13/2021
<b>FAX: (904) 278-0840</b>		

**OPINION OF PROBABLE PROJECT COST**

BASIS FOR ESTIMATE: <input checked="" type="checkbox"/> PRE-DESIGN STUDY, <input type="checkbox"/> PRELIMINARY DESIGN, <input type="checkbox"/> FINAL DESIGN, <input type="checkbox"/> BID					
Item No.	Item Description	Estimated Quantity	Unit	Unit Price	Estimated Cost
1	Mobilization & General Conditions (5%)	1	LS	\$1,072,000	\$1,072,000
2	New 550 gpm Well & Pump at Bronson	3	each	\$400,000	\$1,200,000
3	6,000 Hydropneumatic Tanks at Bronson	2	each	\$75,000	\$150,000
4	Dedicated Chlorination Facilities at Bronson	1	LS	\$100,000	\$100,000
5	Electrical, Controls, and Generator at Bronson	1	LS	\$250,000	\$250,000
6	Well Piping at Bronson	1	LS	\$150,000	\$150,000
7	12" PVC Water Main from Bronson WTP to Otter Creek (Conventional Install)	53,000	LF	\$75	\$3,975,000
8	12" PVC Water Main from Bronson WTP to Otter Creek (Directional Drill)	18,000	LF	\$125	\$2,250,000
9	Ductile Iron Fittings	12,000	lbs	\$8	\$96,000
10	12" Gate Valves & Boxes	60	each	\$3,000	\$180,000
11	Air Release Valve Assemblies	35	each	\$8,000	\$280,000
12	Restoration	53,000	LF	\$10	\$530,000
13	8" Water Main to Otter Creek WTP (Conventional Install)	1,000	LF	\$60	\$60,000
14	8" Water Main to Otter Creek WTP (Directional Drill)	500	LF	\$100	\$50,000
15	Ductile Iron Fittings	2,000	lbs	\$8	\$16,000
16	8" Gate Valves & Boxes	1	each	\$2,000	\$2,000
17	Air Release Valve Assemblies	1	each	\$8,000	\$8,000
18	Restoration	1,000	LF	\$10	\$10,000
19	Meter Assembly and Pressure Sustaining Valve at Otter Creek WTP	1	LS	\$70,000	\$70,000
20	12" PVC Water Main from Otter Creek to Rosewood (Conventional Install)	32,000	LF	\$75	\$2,400,000
21	12" PVC Water Main from Otter Creek to Rosewood (Directional Drill)	31,000	LF	\$125	\$3,875,000
22	Ductile Iron Fittings	10,000	lbs	\$8	\$80,000
23	12" Gate Valves & Boxes	52	each	\$3,000	\$156,000
24	Air Release Valve Assemblies	26	each	\$8,000	\$208,000
25	Restoration	32,000	LF	\$8	\$256,000
26	Booster Pump Station, Meter Assembly, and Rechlorination Facilities at Rosewood	1	LS	\$500,000	\$500,000
27	12" PVC Water Main from Rosewood to CKWSD Wellfield Site (Conventional Install)	18,000	LF	\$75	\$1,350,000
28	12" PVC Water Main from Rosewood to CKWSD Wellfield Site	2,000	LF	\$125	\$250,000
29	Ductile Iron Fittings	5,000	lbs	\$8	\$40,000
30	12" Gate Valves & Boxes	17	each	\$3,000	\$51,000
31	Air Release Valve Assemblies	10	each	\$8,000	\$80,000
32	Restoration	18,000	LF	\$8	\$144,000

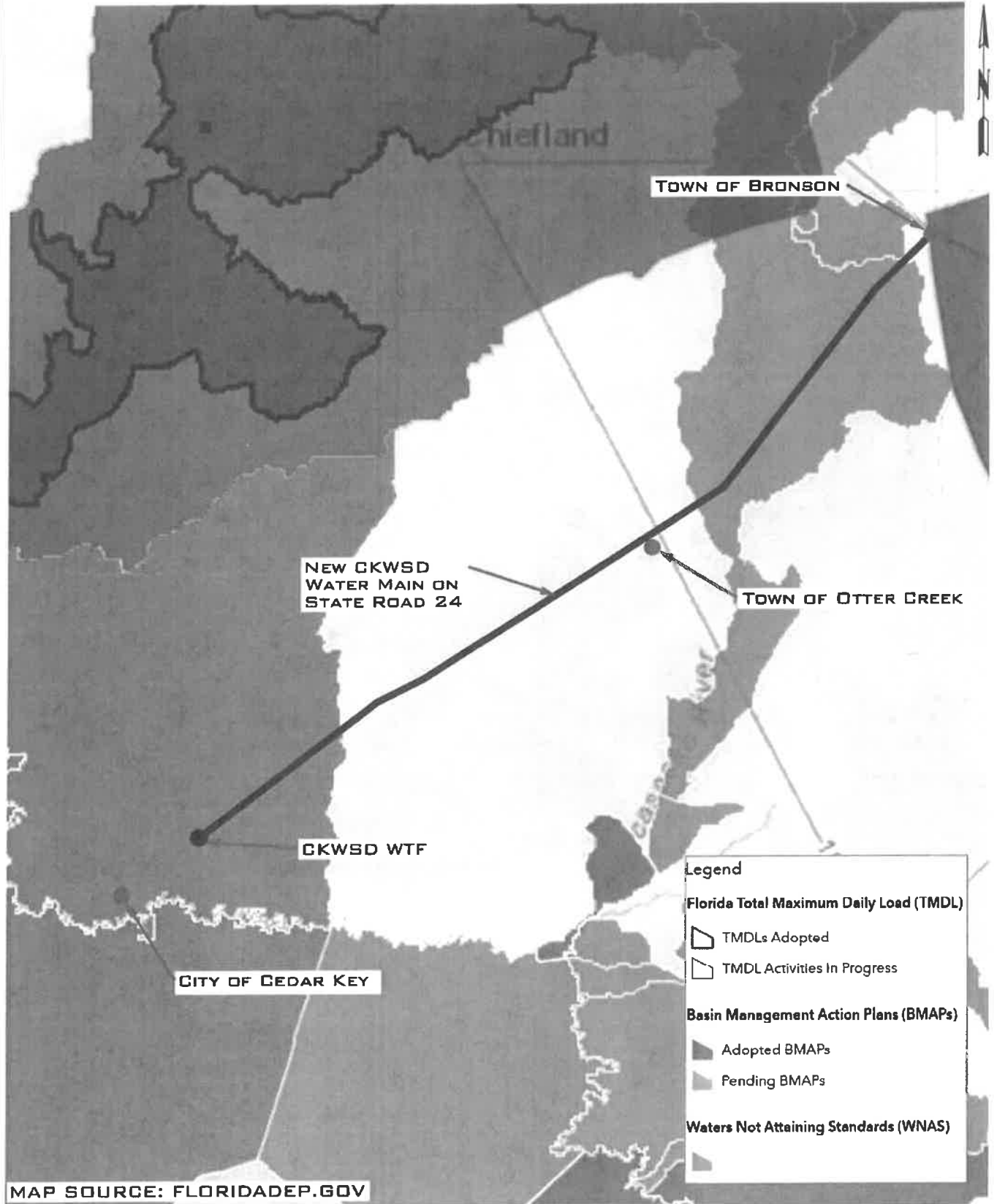
33	Meter Assembly and Pressure Sustaining Valve at CKWSD Wellfield Site	1	LS	\$80,000	\$80,000
34	50,000 Gallon Ground Storage Tank At CKWSD Wellfield Site	1	LS	\$250,000	\$250,000
35	Rechlorination Facilities at CKWSD Wellfield Site	1	LS	\$75,000	\$75,000
36	Two 250 gpm High Service Pumps with VFDs at CKWSD Wellfield Site	1	LS	\$150,000	\$150,000
37	Electrical/Controls and Generator at CKWSD Wellfield Site	1	LS	\$200,000	\$200,000
38	10" PVC Water Main from Cedar Key Wellfield Site to CKWSD WTP Site	12,000	LF	\$70	\$840,000
39	10" PVC Water Main from Cedar Key Wellfield Site to CKWSD WTP Site	2,000	LF	\$110	\$220,000
40	Ductile Iron Fittings	4,000	lbs	\$8	\$32,000
41	10" Gate Valves & Boxes	12	each	\$2,500	\$30,000
42	Air Release Valve Assemblies	10	each	\$8,000	\$80,000
43	Restoration	12,000	LF	\$8	\$96,000
<b>TOTAL ESTIMATED CONSTRUCTION =</b>					<b>\$21,434,000</b>
1	<b>ADMINISTRATIVE &amp; LEGAL EXPENSES</b>				\$214,000
a	RD Administrative Fees		N/A	\$0	
b	Legal Services Agreement (1% of Development Cost)			\$214,340	
2	<b>ARCHITECTURAL AND ENGINEERING FEES</b>				\$2,461,000
a	Basic Engineering Services- Table I / Table II (2009)		6.78%	\$1,453,000	
b	Preliminary Engineering Report (PER)			\$50,000	
c	Environmental Report (ER)			\$20,000	
d	Additional Engineering Services			\$938,000	
	Topographic Surveying			\$675,000	
	Prepare Permit Applications			\$30,000	
	Geotechnical Work			\$50,000	
	Jurisdictional Survey			N/A	
	Property Boundary Survey			N/A	
	O&M Manuals			\$15,000	
	Startup Services			\$15,000	
	Archaeological Monitoring and/or Subsurface Testing Plan			\$10,000	
	Previously Unbilled Pilot Testing and Preliminary Design (\$283,373 - \$140,250)			\$143,000	
5	<b>OTHER ARCHITECTURAL AND ENGINEERING FEES</b>			N/A	\$0
6	<b>PROJECT INSPECTION FEES</b>				\$374,400
a	Resident Observation- (104 weeks @ \$3,600/wk)			\$374,400	
7	<b>SITE WORK (only used if direct contracted)</b>			N/A	\$0
8	<b>DEMOLITION AND REMOVAL (only used if direct contracted)</b>			N/A	\$0
9	<b>CONSTRUCTION</b>				\$21,434,000
10	<b>EQUIPMENT (only used if direct purchased)</b>			N/A	\$0
11	<b>MISCELLANEOUS</b>				\$496,000
a	Interest (Interim Financing: I= 3%, 9 months)			\$480,000	
b	Fiscal Agent Fees (assistance with interim financing)			\$10,000	
c	Public Notice Ads, Regulatory Agency Permit Fees			\$6,000	
12	<b>CONTINGENCIES (10% of Construction Cost)</b>			10%	\$2,143,400
13	<b>TOTAL PROJECT COST</b>				<b>\$27,122,800</b>

**Project Schedule**  
**CKWSD Bronson Water Main Extension**  
**Cedar Key Water & Sewer District, Florida**  
**Mittauer & Associates, Inc. Project No. 0605-18-1**

Updated: 12/14/2021

<b>Milestone</b>	<b>Completion Date</b>
Presumed Funding	06/2022
Planning	12/2022
Preliminary Engineering	04/2023
Survey	08/2023
Engineering Design	10/2024
Permitting	01/2025
Bidding & Construction Contract Award	04/2025
Construction	04/2027

SCALE: 1" = 4 MILES



MAP SOURCE: FLORIDADEP.GOV

M:\CAD Files\Cedar Key\0605000\SRWMD AWS Cost-Share 2022-23\Location Map & Aerial.dwg, 12/9/2021 2:39:19 PM



**MITTAUER & ASSOCIATES, INC.**  
CONSULTING ENGINEERS

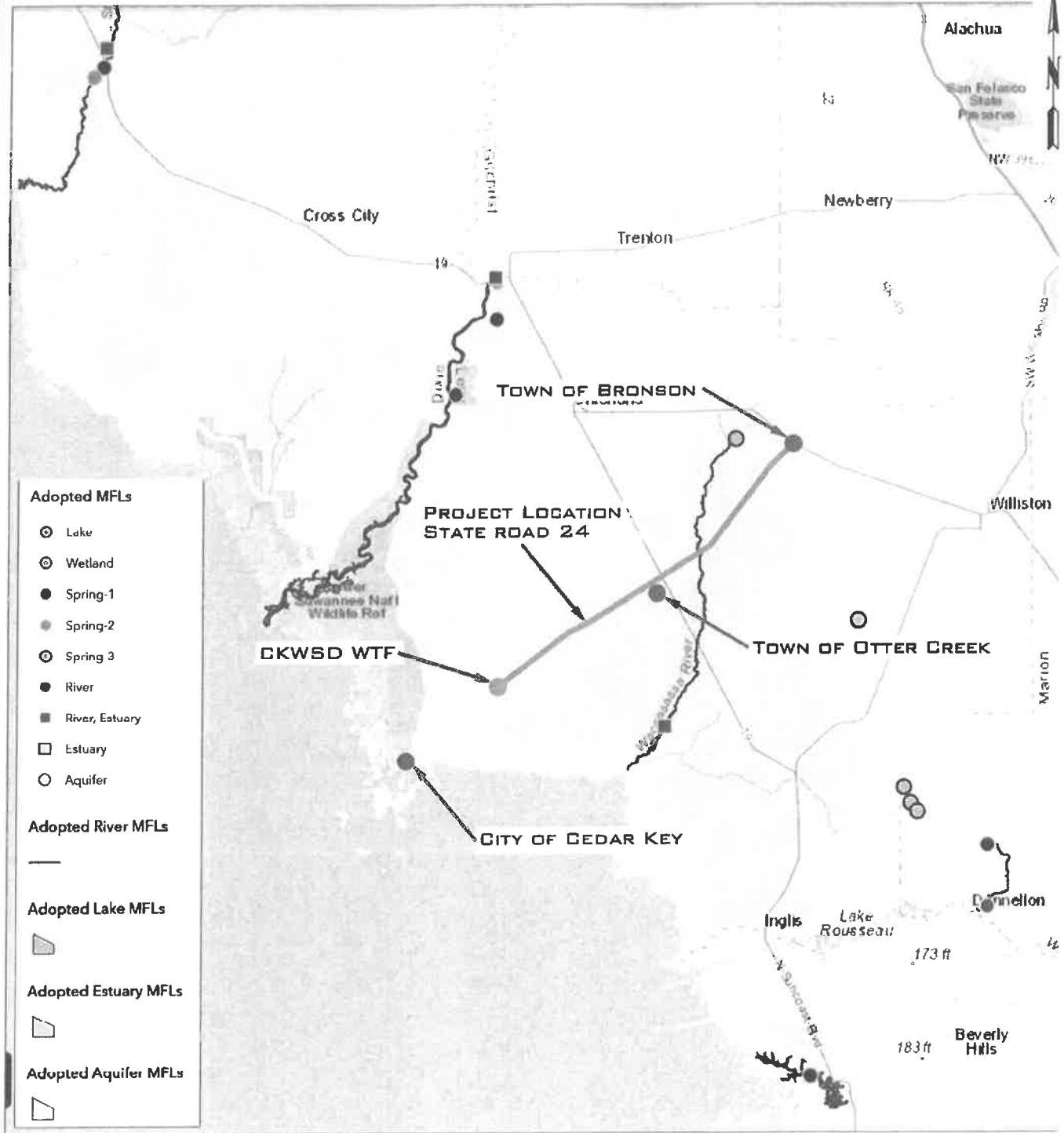
380-1 WELLS ROAD, ORANGE PARK, FLORIDA 32073  
TEL. (904) 878-0030 FAX. (904) 878-0640 FLORIDA LICENSE EP-8569

CEDAR KEY WATER & SEWER DISTRICT  
Bronson Water Main Extension  
BMAP & TMDL Exhibit  
Levy County, Florida

December 14, 2021  
Project No.  
0605-00-0



SCALE: 1" = 10 MILES



MAP SOURCE: FDEP.MAPS.ARCGIS.COM



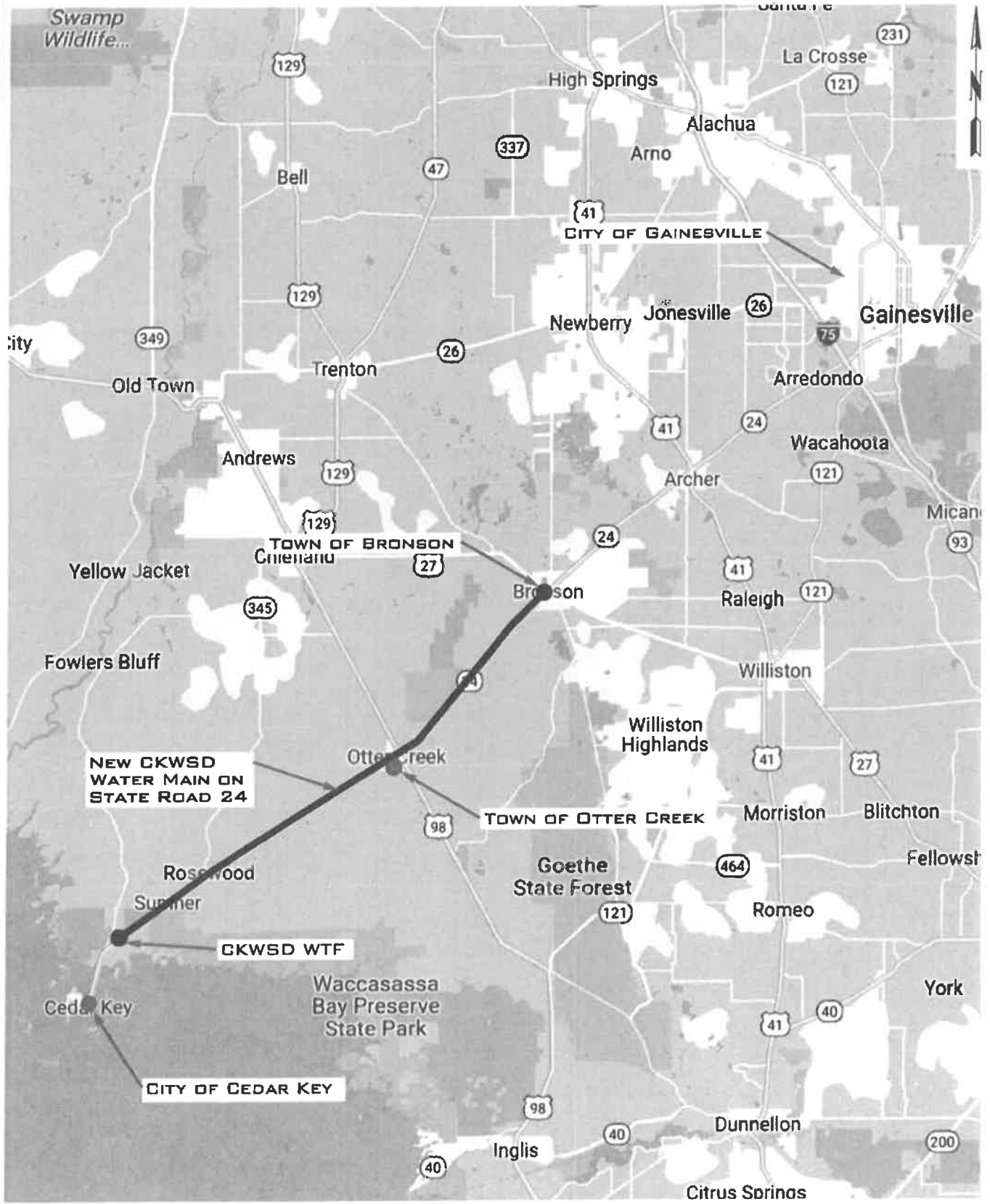
**MITTAUER**  
**& ASSOCIATES, INC.**  
 CONSULTING ENGINEERS

580-1 WELLS ROAD, ORANGE PARK, FLORIDA 32073  
 TEL. (904) 379-0230 FAX. (904) 379-0940 FLORIDA LICENSE EP-9889

CEDAR KEY WATER & SEWER DISTRICT  
 Bronson Water Main Extension  
 MFL Exhibit  
 Levy County, Florida

December 14, 2021  
 Project No.  
 0605-00-0

SCALE: 1" = 6 MILES




M:\CAD Files\Cedar Key\0605000\SRWMD AWS Cost-Share 2022-23\Location Map & Aerial.dwg, 12/9/2021 2:35:20 PM



**CEDAR KEY WATER & SEWER DISTRICT**  
**Bronson Water Main Extension**  
 Location Map  
 Levy County, Florida

December 14, 2021  
 Project No.  
 0605-00-0

SCALE: 1" = 4 MILES



M:\CAD Files\Cedar Key\0605000\SRWMD AWS Cost-Share 2022-23\Location Map & Aerial.dwg, 12/9/2021 2:38:15 PM

 **MITTAUER**  
 & ASSOCIATES, INC.  
 CONSULTING ENGINEERS  
 580-1 WELLS ROAD, ORANGE PARK, FLORIDA 32073  
 TEL: (904) 278-0330 FAX: (904) 278-0840 FLORIDA LICENSE EB-9869

CEDAR KEY WATER & SEWER DISTRICT  
 Bronson Water Main Extension  
 Aerial Map  
 Levy County, Florida

December 14, 2021  
 Project No.  
 0605-00-0