

NOTICE AND AGENDA
CEDAR KEY WATER & SEWER DISTRICT
510 THIRD STREET, CEDAR KEY, FL 32625

REGULAR MEETING
November 11, 2019, 5:00 P.M.

1. Call to order.
2. Pledge and Prayer.
3. Adoption of Agenda.
4. Public Input.
5. Approval of minutes of October 14, 2019, Board meetings. *(1-12)*
6. Financial Reports: Balance Sheet; Budget Report; Checkbook Activity; Past Due Accounts Report; Employee Leave. *(13-24)*
7. Bill Adjustment Request: Joe Waechter. *(25-27)*
8. General Manager Report. *(28)*
9. Commissioner Comments.
10. Public Input.
11. Adjourn.

All persons are advised that if they decide to appeal any decision made at the above-referenced public hearing, they will need a record of the proceedings, and that, for such purpose, they may need to insure that a verbatim record of the proceedings is made, which record includes the testimony and evidence upon which the appeal will be based.

**CEDAR KEY WATER & SEWER DISTRICT
P.O. BOX 309 / 510 THIRD STREET
CEDAR KEY, FL 32625**

**Minutes of Regular Meeting
Board of Commissioners
October 14, 2019**

Board Members Present: Joe Hand, Stephen Rosenthal, Leslie Sturmer, Dottie Haldeman (left at 6:00p.m.), and Chris Reynolds (arrived at 5:10 pm).

Others Present: John McPherson, Mandy Offerle, Shrader Miller, Maureen Magee, Steve Priessman, Diana Priessman, Jim Wortham, Mandy Offerle, Frank Offerle, Mike Allen, Mendy Allen, Jim Mason, Nicki Mason, Jerry Treat, Bob Treat, Sue Colson, Maurice Hendrix, Janice Hendrix, Andrew Gude, Larry Schmidt.

1. Meeting called to order at 5:00 p.m. by Stephen Rosenthal, Chair.
2. Pledge and Prayer.
3. Adoption of Agenda. **Motion** by Leslie Sturmer to adopt the agenda as presented. **Second** by Dottie Haldeman. Passed by a vote of 4-0.
4. Public Input. Steve Priessman made a presentation regarding cell service in Cedar Key, a written version of which is attached to these minutes. Other comments included:
 - Sue Colson: Cell phone coverage is terrible at Cedar Key School which creates a dangerous situation. A solution needs to be found. A more formal group needs to be created to meet regularly and work on a solution. CKWSD, the school and the Sheriff need to be involved in this group, and possibly rural health representatives. She said the City could provide space for such meetings, but it should be the citizens who move this forward. There is the problem of low population in the rural areas making it difficult for cell phone companies to be profitable in these areas.
 - Jim Worthan: Need to include AT&T and other carriers in the discussions, not just Verizon. Public safety should be the motivating goal rather than maximizing revenue from the cell companies.
 - Dottie Haldeman: Stated that the District has been working with tower companies and cell phone carriers over the years to try to improve cell service in town. She agreed that the lack of coverage at the school created a public safety issue that needed to be addressed.
 - Steve Priessman: Reviewed the funding options that he has researched and is pursuing.
 - John McPherson: Went over the history of the District's relationship with American Tower and NexTower, and noted that the District has always been, and continues to be, open to use of its property as a possible location for towers and/or antennas.
 - Leslie Sturmer: There should be a public workshop on the issue, to include the key players and the interested citizens at the meeting.

- Mandy Offerle: Offered to send out an email to the group attending the meeting as a way to start the process of creating a more formal group that meets regularly on this issue.
5. Approval of Minutes. **Motion** by Dottie Haldeman to accept the minutes of the regular meeting on September 9, 2019, and the final budget hearing on September 23, 2019. **Second** by Joe Hand. Passed by a vote of 5-0.
 6. Financial Reports. Budget, Balance Sheet, Checkbook Activity, Past Due Accounts, and Employee Leave reports were presented for review. The General Manager was asked to check with Away From the World about its high bill. **Motion** by Leslie Sturmer to accept the financial reports as presented. **Second** by Dottie Haldeman. Passed by a vote of 5-0.

7. Bill Adjustment Requests:

- Betty Cooke for an adjustment from \$132.53 to \$97.00 due to hose on dock being left on.
- Diana Bible for an adjustment from \$165.91 to \$119.13 due to broken exterior pipe.

Motion by Dottie Haldeman to approve the requests by Betty Cooke and Diana Bible. **Second** by Joe Hand. Passed by a vote of 5-0.

8. General Manager Report.

- a. *Water Plant.* The GM reported that the chlorine dioxide test is on hold due to continuing problems with analyzers, and that the test will resume as soon as the problem with the analyzers is corrected.
- b. *Wastewater Bridge Lines Directional Drills.* The GM reported that construction began on August 5 and the three drills and associated work have been successfully completed.
- c. *Downtown Building Painting and Repairs.* The GM reported that the painting and repairs to the downtown building have been satisfactorily completed. Quotes and samples for new aluminum railings for the front of the building, and for a location in the WWTP where they are needed for safety, have been requested.

d. *Contract with CRI*

The GM reported that CRI accepted the lower price for auditing services and the contract has been executed.

e. *Contract with John K. McPherson, P.A.*

The General Manager presented a revised contract with John K. McPherson, P.A. for legal and general manager services showing the new monthly rate for 2019-2010. **Motion** by Leslie Sturmer to accept the contract as presented. **Second** by Joe Hand. Passed by a vote of 4-0.

f. *Saturn Ion*

The GM reported that pursuant to the recently approved budget, the 2007 Saturn Ion needs to be declared surplus by the Board, with direction provided as to method of sale. The GM provided information showing the retail value of the Saturn to be \$3,000 or less. **Motion** by Chris Reynolds to declare the Saturn Ion surplus and to place it on the market for \$3,000. **Second** by Leslie Sturmer. Passed by a vote of 4-0.

g. *Groundwater Levels.* The GM reported the following groundwater levels:

DATE	ROSEWOOD	SUWANNEE	NOTE
1.1.12	7.62	1.64	6 months before saltwater intrusion
5.23.12	6.67	-.54	Near start of intrusion event
8.1.12	9.76	3.76	Near end of intrusion event
1.1.19	11.48	4.72	Start of this year
9.02.19	11.91	4.80	Previous reading
10.08.19	11.34	3.03	Current

9. Commissioner Comments: Joe Hand asked about the design of the new water plant. The GM reported that the engineer, Tim Norman, has been urged to begin designing a plant with lime softening and ion exchange treatment, with reverse osmosis as backup in case of saltwater intrusion.
10. Public Input: Public input was requested but none was provided.
11. Adjournment: There being no further business to conduct, the meeting was adjourned at 6:30 p.m.

Stephen Rosenthal, Chairperson

Leslie Sturmer, Commissioner &
Secretary of the Board

Date: _____

PARTNERING FOR PROGRESS

A Citizen's Proposal

ENHANCE CELLULAR TELEPHONE SERVICE RELIABILITY

and

PROVIDE WIRELESS BROADBAND CONNECTIVITY

**Presented to
Cedar Key Water and Sewer District Board Members
October 14, 2019**

**Steven Priessman
PO Box 429
Cedar Key, FL 32625
(352) 325-4100
steve@priessman.com**

(Speaker's Notes)

I'm here to talk on a subject that the Cedar Key Water & Sewer District has been working diligently on for several years. As you may know, I had the privilege of speaking before the State Legislative Delegation in Bronson a few weeks ago. My remarks focused on cellular telephone service in Cedar Key. This is a bit of what I told Senator Rob Bradley, Representative Charlie Stone and an assortment of Levy County officials.....

I'm here to share a citizen's perspective on cellular telephone service in Cedar Key. To do that, I need to re-introduce you to a device that we're all familiar with - the wireless cellular phone. That cell phone in your pocket or purse:

- **Allows us telephone, text and email our friends and family**
- **Affords the opportunity to share experiences on social media**
- **Permits us to view news and weather forecasts**
- **Helps us pay our bills and monitor our finances**
- **Enables our connection to colleagues at work and fellow parishioners in our church**
- **Provides television entertainment, movies and music**
- **Gives us the ability to order from Amazon - to conduct commerce on a global scale for economic benefit**
- **Monitor our health and communicate with our health care professionals**
- **Connects us with government and public service agencies**
- **Notifies us of important emergency announcements**
- **Guarantees our ability to connect with first responders**
- **Helps us protect our children at home and at school**
- **Saves lives by allowing us to access 911 emergency services**

Yes, your cellphone is an amazing device. Because of its ability to offer a broadband connection to the internet, this device is your telephone, your newspaper, your radio, your television, your library of favorite books, your filing cabinet for important documents and more. Your cell phone can provide those capabilities for itself and it can power all the same broadband connections to devices throughout your home. Best of all, that connectivity is portable. That means you can take your connection with you wherever you travel, across town or around the world.

According to The United States Department of Health and Human Services, this cellular phone has become the only communications device for more than half the households across the country.

The US Department Health and Human Services also tells us 66% of kids in this country live in a home that doesn't have a land line telephone. We all remember land line phones. That's the phone with a cord, attached to a wire that comes from a telephone pole in the alley. The kind of phone that you are I have used throughout our lives. Today, 66% of the kids in this country (that's 2/3rd of the children in the United States) live in a home that doesn't have a landline phone. They rely exclusively on one of these wireless cellular phones.

I told Senator Rob Bradley, Representative Charlie Stone and all those Levy County officials that me and my neighbors in Cedar Key... we're just like the rest of the country..... We've all got these wonderful cellular phones.

For us in Cedar Key, there's only ONE THING this wireless cellular device DOESN'T DO.....

This wireless cellular phone doesn't RELIABLY WORK in Cedar Key.

We should not be content to live in an area that lacks reliable cellular telephone service. Living in Cedar Key without the benefit of reliable cell phone service puts our community's public safety and our very lives at risk.

There are 2 challenges that must be addressed to provide a solution to the problem of reliable cell phone service.

The challenge of ECONOMICS

The challenge of GEOGRAPHY

The economic challenges faced by cellular telephone providers has largely been ignored until now. Here's the math: 300 to 500 households on our island yields 1,000 residents. Those 1,000 residents each having 2.5 wireless devices means 2,500 billable connections on the island. That's cell phones, iPads, computers and computer networks, credit card machines, cash registers, the ATM at the bank, those new electronic handheld waitress order pads at the 2nd Street Café and that fancy doorbell you installed that uses your cell phone to show you a picture of who is at the front door. The revenue from 2,500 devices doesn't provide enough profit for Verizon or AT&T or Joe's Pizza and Cell Phone Company to invest in the infrastructure improvements necessary to provide reliable service in Cedar Key.

We are not ignoring the economics. We are working diligently on both the State and Federal levels to secure funding subsidies to close the economic gap for cellular service providers. We're exploring grants and loan guarantees by leveraging the needs of our island's largest industry, Aquaculture. Know that funds have been earmarked to support Aquaculture and "rural" communities like Cedar Key. There are funds available to us both in Tallahassee and in Washington D.C. We are pursuing that money to help solve the challenge of ECONOMICS for reliable cell phone service in Cedar Key.

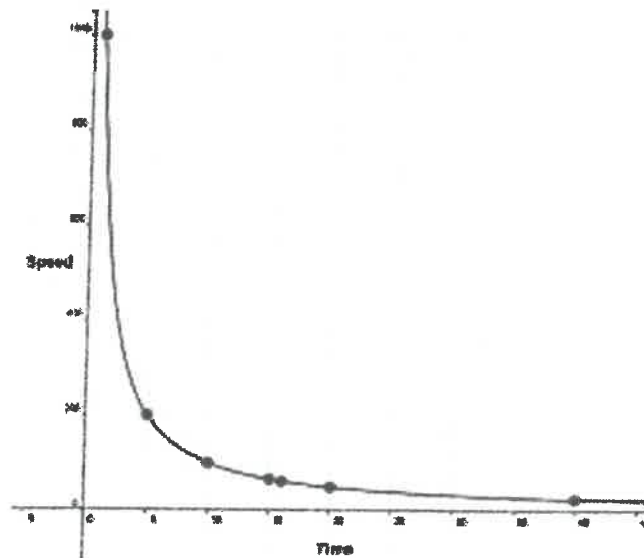
I'm calling on the Cedar Key Water & Sewer District Board to partner with the citizens of Cedar Key to solve the challenge of GEOGRAPHY.

Here are the details:

To supply a reliable cellular telephone connection, the provider's cellular transmit/receive antenna array must meet 2 requirements.

1. The cellular transmit/receive antenna array must be in close proximity to the service area.
2. The cellular transmit/receive antenna array must have sufficient height to provide line of sight access to the service area.

Electronic Engineer talk: Signal Strength decreases over distance. The decrease is not a linear (straight line) function. Power density (signal strength) is proportional to the inverse square of the distance. That means every time you double the distance you receive only 1/4th of the available power (signal strength). My electronic engineering buddies tell me: "If we measured cell phone signal strength in dollars, the math would go like this: \$100 of signal strength in 1 mile turns into \$25 of signal strength in 2 miles. That same signal strength in 4 miles (double 2 miles) is \$6. At 8 miles (double 4 miles) signal strength is a \$1⁵⁰. At 16 miles (double 8 miles) signal strength is a mere 35¢"



These 2 factors are the only reason that today Verizon provides marginally better service than AT&T in Cedar Key. Verizon's 300' tall antenna array on CR347 by the Scrub is closer to town than AT&T's 300' tall antenna array out on SR24. Proximity to town is the only reason. Neither company is inherently better than the other. Indeed, put an antenna array from Joe's Cell Phone and Pizza Company in downtown Cedar Key, Joe would instantly become the "best" cell phone service provider.

We want to partner with the Cedar Key Water & Sewer District to provide the best possible cellular antenna location in Cedar Key. We're here today to begin that dialogue. I repeat. We are here to begin a dialogue. That's all. We are not here to seek any commitments nor are we delivering any promises.

The scope of this undertaking requires transparency between all the parties involved.

We understand that the District has two potential cellular antenna array sights to offer. The first is the new communications tower slated for construction at the intersection of CR347 and SR24. The second is the centrally located City Water Tower adjacent to Cedar Key School.

From our perspective, the centrally located City Water Tower sight seems superior. Remember that cellular signal strength curve. Compare the proximity of the District's two sights to the service area.

You've heard our thoughts and suggestions. We've openly shared important information. The Cedar Key Water & Sewer District Board needs to do the same. We shouldn't focus our conversation on arbitrary opinions about one antenna location versus another. What this means to the citizens of Cedar Key is, by working together we can develop a plan that yields the most favorable economic return to the District. By partnering citizens and government, we can craft the best overall solution to the challenges of reliable cellular telephone service and broadband internet connectivity for the entire community of Cedar Key. I call on you to join us in meeting those challenges.



Wireless Substitution: Early Release of Estimates From the National Health Interview Survey, July–December 2018

Stephen J. Blumberg, Ph.D., and Julian V. Luke

Division of Health Interview Statistics, National Center for Health Statistics

Overview

Preliminary results from the July–December 2018 National Health Interview Survey (NHIS) indicate that the number of American homes with only wireless telephones continues to grow. More than one-half of American homes (57.1%) had only wireless telephones (also known as cellular telephones, cell phones, or mobile phones) during the second half of 2018—an increase of 3.2 percentage points since the second half of 2017. More than three in four adults aged 25–34 (76.5%), and a similar percentage of adults renting their homes (75.5%), were living in wireless-only households. This report presents the most up-to-date estimates available from the federal government concerning the size and characteristics of this population.

NHIS Early Release Program

This report is published as part of the NHIS Early Release Program. Twice each year, the National Center for Health Statistics (NCHS) releases selected estimates of telephone coverage for the civilian noninstitutionalized U.S. population based on data from NHIS, along with comparable estimates from NHIS for the previous 3 years. The estimates are based on in-person interviews that are conducted throughout the year to collect information on health status, health-related behaviors, and health care access and utilization. The survey also includes information about household telephones and whether anyone in the household has a wireless telephone.

To provide access to the most recent information from NHIS, estimates using the July–December 2018 data are being

released prior to final data editing and final weighting. These estimates should be considered preliminary. Estimates produced using the final data files may differ slightly from those presented here.

Methods

For many years, NHIS has asked respondents to provide residential telephone numbers, to permit the recontacting of survey participants. Starting in 2003, additional questions were asked to determine whether a family had a landline telephone. An NHIS family was considered to have landline telephone service if the survey respondent for the family reported that there was “at least one phone inside your home that is currently working and is not a cell phone.” (To avoid possible confusion with cordless

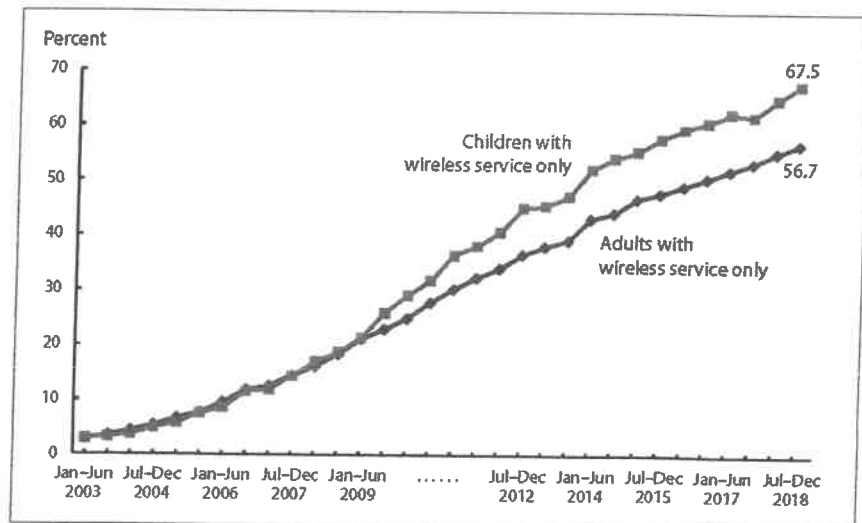
landline telephones, the word “wireless” was not used in the survey.)

An NHIS “family” is an individual or a group of two or more related persons living together in the same housing unit (a “household”). Thus, a family can consist of only one person, and more than one family can live in a household (including, for example, a household where there are multiple single-person families, as when unrelated roommates are living together).

The survey respondent for each family was also asked whether “anyone in your family has a working cellular telephone.” Families are identified as “wireless families” if respondents reported that someone in the family had a working cell phone at the time of interview. This person (or persons) could be a civilian adult, a member of the military, or a child.

Households are identified as “wireless-only” if they include at least one

Figure. Percentages of adults and children living in households with only wireless telephone service: United States, 2003–2018



NOTE: Adults are aged 18 and over; children are under age 18.
SOURCE: NCHS, National Health Interview Survey.



Home / Florida

[View All State Offices](#)

Florida



ReConnect-Broadband
ReConnect Workshop in Holmes County

ALERT: NOTICE OF COMMENTS RECEIVED ON REVIEW OF ELIGIBLE AREA MAPS FOR USDA RURAL HOUSING PROGRAMS

Key Programs

Single Family Housing Guaranteed Loan Program	Community Facilities Direct Loan & Grant Program
Single Family Housing Direct Home Loans	Business & Industry Loan Guarantees
Multi-Family Housing Direct Loans	Water & Waste Disposal Loan & Grant Program
Rural Energy for America Program Energy Audit & Renewable Energy Development Assistance Grants	Rural Economic Development Loan & Grant Program

[Florida, Virgin Islands State Director Biography](#)

Florida Highlights

-  **Find Single Family Housing Properties for Sale**
-  **2019 Summer Meal Site Finder**
-  **Rural Development-SBA Program Martix**
-  **Disaster Assistance Resources**
-  **Secretary Perdue Applauds Broadband Investment Included in Omnibus**

Florida News

- 10-09-2019:** USDA Invests in Rural Electric Infrastructure Improvements in 13 States
- 10-07-2019:** USDA Invests \$152 Million to Improve Broadband Service in 14 States
- 09-30-2019:** USDA Invests in Community Facilities Improvements for 3.3 Million Rural Americans in 23 States
- 09-23-2019:** USDA Invests in Water and Wastewater Infrastructure Improvements in 25 States
- 09-18-2019:** USDA Announces Nearly \$12 Million in Funding to Improve Public Facilities in 17 States, Benefiting More Than 200,000 Rural Americans

[View more >>](#)

Florida Contact Information

Welcome to Florida USDA Rural Development. [View the Catalog of Programs](#) for program information and eligibility. **General questions: Please call the State Office at (352) 338-3400.**

-  [Receive Emails Through GovDelivery](#)
-  [View all Florida Contacts >>](#)

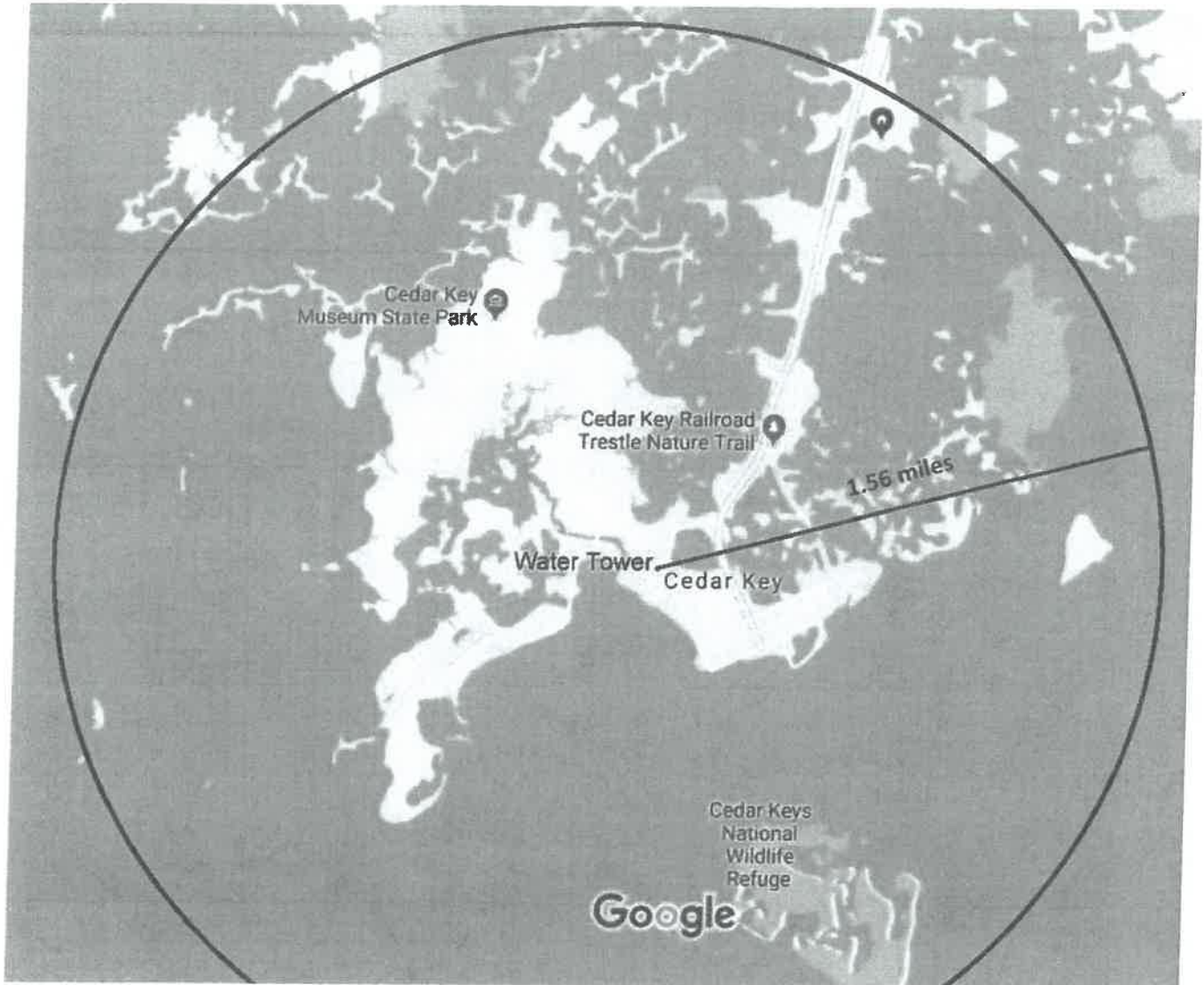
[Check Eligibility](#)

[Lender Portal](#)

[Home Loan Servicing](#)

11

Antenna Array Proximity to Service Area



**Steven Priessman - PO Box 429 - Cedar Key, FL 32625
(352) 325-4100 - steve@priessman.com - October 14, 2019**

Cedar Key Water & Sewer District
Balance Sheet
As of October 31, 2019

Oct 31, 19

ASSETS

Current Assets

Checking/Savings

Unrestricted Cash Funds

100 - Operating Account	35,025.78
102 Petty Cash	175.00
113.3 Unrestricted Savings	2,012.78

Total Unrestricted Cash Funds 37,213.56

Restricted Cash Funds

103.1 Security Deposit	12,601.02
114.00 RD Payment	1,300.00
114.02 RD RESERVE ACCOUNT	29,462.00

Total Restricted Cash Funds 43,363.02

Total Checking/Savings 80,576.58

Other Current Assets

134 - Accounts Receivable	85,496.36
135 - Allowance for A/R	-17,550.00
160 - Inventory & Materials	36,966.00
170 - Utility Deposit	141.19

Total Other Current Assets 105,053.55

Total Current Assets 185,630.13

Fixed Assets

301 - Land	125,195.95
302 - Other Improvements	2,275,950.23
304 - Plant and Equipment	7,530,935.97
306 - Other Equipment	117,452.81
307 - Sewer Machinery	158,704.72
308 - Computer S/W	9,540.64
309 - Vehicles	110,495.02
311 - Less Accum Depreciation	-5,473,100.38

Total Fixed Assets 4,855,174.96

Other Assets

311.50 - CIP - New Water Treatment Plant

312 - CIP-SRF Project	140,250.00
313 - CIP - SRF District Match	26,000.00
313.25 - CIP - Special Legislative 38091	66,745.00
313.50 - CIP - (Sp Leg 38091) District	20,628.19

Total 311.50 - CIP - New Water Treatment Plant 253,623.19

Total Other Assets 253,623.19

TOTAL ASSETS 5,294,428.28

LIABILITIES & EQUITY

Liabilities

Current Liabilities

Other Current Liabilities

481 - Due to City of Cedar Key	-96.48
--------------------------------	--------

13

Cedar Key Water & Sewer District
Balance Sheet
As of October 31, 2019

Oct 31, 19

403- Emplo Ret Con Payabale	400.00
407-01 SS Tax Payable	211.42
408 - Sales Tax Payable	99.56
411 - Deferred Revenue	9,802.39
450 - Fed. Income Taxes Payable	-483.90
482 - Accrued Int Pay	2,425.27
483 - Accrued Compensated Absences	15,775.00
484 -Security Deposit Payable	12,601.02
Total Other Current Liabilities	40,734.28
Total Current Liabilities	40,734.28
Long Term Liabilities	
460 - N/P-Rural Development	1,110,000.00
500 - Accrd Compen Absences-LT	8,373.00
Total Long Term Liabilities	1,118,373.00
Total Liabilities	1,159,107.28
Equity	
597 Restricted for Construction	2,850.45
598 - Restricted for Debt Service	24,560.00
3900 - Retained Earnings	50,098.25
599 - Investment in Capital Assets -	3,979,580.15
Net Income	78,232.15
Total Equity	4,135,321.00
TOTAL LIABILITIES & EQUITY	5,294,428.28

14

Cedar Key Water & Sewer District
2019-2020 Profit & Loss Budget vs. Actual
2019 thru 2020

89

Ordinary Income/Expense	Oct '19 - Sep 20	Budget	\$ Over Budget	% of Budget
Income				
300 - Income				
305 - Water Charge	32,065.28	459,000.00	-426,934.72	6.99%
310 - Sewer Charges	27,708.85	402,000.00	-374,291.15	6.89%
315 - Ad Valorem Tax				
315 - Ad Valorem Tax - Other	0.00	213,000.00	-213,000.00	0.0%
Total 315 - Ad Valorem Tax	0.00	213,000.00	-213,000.00	0.0%
325 - Penalties	239.91	2,500.00	-2,260.09	9.6%
330 - Earned Interest	0.00	20.00	-20.00	0.0%
335 - New Meter Charges	200.00	1,000.00	-800.00	20.0%
340 - Rent	0.00	16,500.00	-16,500.00	0.0%
350 - Misc Income	75,000.02	3,500.00	71,500.02	2,142.86%
360 - Carry Forward	0.00	50,000.00	-50,000.00	0.0%
365 - Meter Installation Fee	120.00	1,000.00	-880.00	12.0%
382 - Grant - Legislative 2016	-13,292.02	50,000.00	-63,292.02	-26.58%
386 - Grant SRWMD 2018	-10,836.95			
Total 300 - Income	111,205.09	1,198,520.00	-1,087,314.91	9.28%
Total Income	111,205.09	1,198,520.00	-1,087,314.91	9.28%
Gross Profit	111,205.09	1,198,520.00	-1,087,314.91	9.28%
Expense				
500 - GENERAL AND ADMINISTRATIVE				
510 - Payroll				
510.01 - Salaries	25,693.68	232,522.00	-206,828.32	11.05%
510.02 - Social Security/Medicare	2,002.91	17,787.00	-15,784.09	11.26%
510.03 - Retirement	0.00	29,174.00	-29,174.00	0.0%
510.04 - Health, Dental & Life Ins	4,515.51	51,400.00	-46,884.49	8.79%
510.05 - Workers Comp.	2,219.97	8,000.00	-5,780.03	27.75%
Total 510 - Payroll	34,432.07	338,883.00	-304,450.93	10.16%
520 - Office				
520.01 - Supplies	0.00	2,000.00	-2,000.00	0.0%
520.02 - Postage & Shipping	380.20	4,500.00	-4,119.80	8.45%
520.03 - Copier, Computer, Billing, Etc.	98.45	6,000.00	-5,901.55	1.64%
520.04 - Printing and Copying	0.00	1,500.00	-1,500.00	0.0%
Total 520 - Office	478.65	14,000.00	-13,521.35	3.42%
530 - Utilities				
530.01 - Fuel For Equipment	0.00	6,500.00	-6,500.00	0.0%
530.02 - Solid Waste Disposal	282.38	2,250.00	-1,967.62	12.55%
530.03 - Telephone	-72.93	8,000.00	-8,072.93	-0.91%
Total 530 - Utilities	209.45	16,750.00	-16,540.55	1.25%
540 - Professional Fees				
540.01 - Audit & Accounting	0.00	18,000.00	-18,000.00	0.0%
540.02 - Management/Legal	5,000.00	60,000.00	-55,000.00	8.33%
540.03 - Property Appraiser's Fee	0.00	6,000.00	-6,000.00	0.0%

(15)

Cedar Key Water & Sewer District
2019-2020 Profit & Loss Budget vs. Actual
2019 thru 2020

8%

	Oct '19 - Sep 20	Budget	\$ Over Budget	% of Budget
540.04 · Water/Wastwater Operator	0.00	5,000.00	-5,000.00	0.0%
Total 540 · Professional Fees	5,000.00	89,000.00	-84,000.00	5.62%
550 - General Repair & Maint				
550.01 · Vehicle	748.89	25,000.00	-24,251.11	3.0%
550.02 · Equipment and Tools	0.00	52,000.00	-52,000.00	0.0%
550.03 · Building	2,481.79	2,000.00	481.79	124.09%
550.04 · Supplies	0.00	2,500.00	-2,500.00	0.0%
550.05 · New Tools	0.00	4,000.00	-4,000.00	0.0%
Total 550 - General Repair & Maint	3,230.68	85,500.00	-82,269.32	3.78%
560 · Other				
560.01 · Property/Liability Ins.	43,314.00	43,300.00	14.00	100.03%
560.02 · Election Expenses	0.00	1,000.00	-1,000.00	0.0%
560.03 · Continuing Education	0.00	1,800.00	-1,800.00	0.0%
560.04 · Annual Fees & Dues	175.00	2,000.00	-1,825.00	8.75%
560.05 · Ads and Publications	0.00	750.00	-750.00	0.0%
560.06 · Miscellaneous	334.07	2,000.00	-1,665.93	16.7%
560.07 · Contingency	0.00	16,012.00	-16,012.00	0.0%
Total 560 · Other	43,823.07	66,862.00	-23,038.93	65.54%
Total 500 · GENERAL AND ADMINISTRATIVE	87,173.92	610,995.00	-523,821.08	14.27%
600 · DIRECT WATER EXPENSES				
610 · Chemicals and Filters				
610.01 · Chemicals	2,444.09	60,000.00	-57,555.91	4.07%
610.02 · Miex Resin	-36,722.19	36,000.00	-72,722.19	-102.01%
610.03 · Twin Oxide Inst., Rent, Chemical	0.00	74,000.00	-74,000.00	0.0%
Total 610 · Chemicals and Filters	-34,278.10	170,000.00	-204,278.10	-20.16%
620 - Laboratory				
620.01 · In House Lab	0.00	1,000.00	-1,000.00	0.0%
620.02 · Outside Lab	0.00	2,500.00	-2,500.00	0.0%
620.03 · Instrument Calibration	0.00	3,500.00	-3,500.00	0.0%
Total 620 - Laboratory	0.00	7,000.00	-7,000.00	0.0%
630 - Regulatory				
630.01 · Permits	0.00	1,000.00	-1,000.00	0.0%
Total 630 - Regulatory	0.00	1,000.00	-1,000.00	0.0%
640 · Repairs and Maintenance				
640.01 · Piping and Distribution	0.00	20,000.00	-20,000.00	0.0%
640.02 · Equipment	386.00	15,000.00	-14,614.00	2.57%
640.03 · Building & Grounds	0.00	3,000.00	-3,000.00	0.0%
640.04 · Water Tower Maintenance	4,744.50	35,500.00	-30,755.50	13.37%
640.05 · Generators Annual Mainte	0.00	2,250.00	-2,250.00	0.0%
Total 640 · Repairs and Maintenance	5,130.50	75,750.00	-70,619.50	6.77%
650 · Utilities				
650.01 · Electric	0.00	20,000.00	-20,000.00	0.0%
650.02 · Propane	0.00	600.00	-600.00	0.0%
650.03 · Telephone	0.00	3,500.00	-3,500.00	0.0%

16

Cedar Key Water & Sewer District 2019-2020 Profit & Loss Budget vs. Actual

2019 thru 2020

8%

	Oct '19 - Sep 20	Budget	\$ Over Budget	% of Budget
Total 650 · Utilities	0.00	24,100.00	-24,100.00	0.0%
660 · Other				
660.20 · Contingency	0.00	20,000.00	-20,000.00	0.0%
Total 660 · Other	0.00	20,000.00	-20,000.00	0.0%
680 · Loans				
680.05 · RD - Water System Interest	0.00	31,000.00	-31,000.00	0.0%
680.06 · RD - Water System Principal	0.00	17,000.00	-17,000.00	0.0%
Total 680 · Loans	0.00	48,000.00	-48,000.00	0.0%
Total 600 · DIRECT WATER EXPENSES	-29,147.60	345,850.00	-374,997.60	-8.43%
700 · DIRECT WASTEWATER EXPENSES				
710 · Chemicals and Filters				
710.01 · Chemicals	2,924.62	30,000.00	-27,075.38	9.75%
Total 710 · Chemicals and Filters	2,924.62	30,000.00	-27,075.38	9.75%
720 · Laboratory				
720.01 · In House Lab	0.00	1,500.00	-1,500.00	0.0%
720.02 · Outside Lab	384.00	13,000.00	-12,616.00	2.95%
720.03 · Instrument Calibration	-384.00	3,600.00	-3,984.00	-10.67%
Total 720 · Laboratory	0.00	18,100.00	-18,100.00	0.0%
730 · Regulatory				
730.01 · Permits	0.00	200.00	-200.00	0.0%
730.02 · Biosolids Hauling	2,040.00	50,000.00	-47,960.00	4.08%
Total 730 · Regulatory	2,040.00	50,200.00	-48,160.00	4.06%
740 · Repairs Maintenance Other				
740.01 · Piping & Distribution	0.00	6,000.00	-6,000.00	0.0%
740.02 · Equipment	196.98	25,000.00	-24,803.02	0.79%
740.03 · Building and Grounds	0.00	60,000.00	-60,000.00	0.0%
740.04 · Generator-Annual Maintenance	0.00	1,375.00	-1,375.00	0.0%
Total 740 · Repairs Maintenance Other	196.98	92,375.00	-92,178.02	0.21%
750 · Utilities				
750.01 · Electric	0.00	30,000.00	-30,000.00	0.0%
750.02 · Propane	0.00	1,000.00	-1,000.00	0.0%
Total 750 · Utilities	0.00	31,000.00	-31,000.00	0.0%
760 · Other				
760.02 · Contingency	0.00	20,000.00	-20,000.00	0.0%
Total 760 · Other	0.00	20,000.00	-20,000.00	0.0%
Total 700 · DIRECT WASTEWATER EXPENSES	5,161.60	241,675.00	-236,513.40	2.14%
Total Expense	63,187.92	1,198,520.00	-1,135,332.08	5.27%
Net Ordinary Income	48,017.17	0.00	48,017.17	100.0%
Net Income	48,017.17	0.00	48,017.17	100.0%

Cedar Key Water and Sewer District

Penalty Register

Detailed

For charges due before 10/31/2019

Account Balance as of 10/31/2019

Disconnect Date 11/08/2019

Sorted by: Route + Reading Sequence

Location No	Account No	Name	Address	Meter No.	Prev. Balance	Penalty	Tax	Account Balance
15001	15001	2 BROTHERS	11751 SR 24					
WATER	P1			14280638	27.65	20.00	0.00	47.65
SEWER					25.96	0.00	0.00	25.96
		2 BROTHERS	Total		53.61	20.00	0.00	73.61
1031001	1031001	ANTHONY HINKLE	11990-B SR 24					
WATER	P1			12601491	24.19	20.00	0.00	44.19
		ANTHONY HINKLE	Total		24.19	20.00	0.00	44.19
1070001	1070001	CLAMTASTIC	11990 SR 24					
WATER	P1			19125745	189.46	20.00	0.00	209.46
		CLAMTASTIC	Total		189.46	20.00	0.00	209.46
82001	82001	DONALD GILLMORE	12412 SR 24					
WATER	P1			14280707	24.00	20.00	0.00	44.00
SEWER					23.00	0.00	0.00	23.00
		DONALD GILLMORE	Total		47.00	20.00	0.00	67.00
114001	114001	SCOTT BULLARD	12649 BAYSHORE AVE.					
WATER	P1			14062470	55.58	20.00	0.00	75.58
SEWER					50.43	0.00	0.00	50.43
		SCOTT BULLARD	Total		106.01	20.00	0.00	126.01
118001	118001	STANLEY NOEGAL	12632 SR 24					
WATER	P1			14280567	24.70	20.00	0.00	44.70
SEWER					23.57	0.00	0.00	23.57
		STANLEY NOEGAL	Total		48.27	20.00	0.00	68.27
122001	122001	JUDY COLLINS	12664 SR 24					
WATER	P1			14280706	39.13	20.00	0.00	59.13
SEWER					35.77	0.00	0.00	35.77
		JUDY COLLINS	Total		74.90	20.00	0.00	94.90
141001	141001	CLAMTASTIC	12911 SR 24					
WATER	P1			14346846	24.02	20.00	0.00	44.02
		CLAMTASTIC	Total		24.02	20.00	0.00	44.02
143001	143001	ALFRED RAINS	12831 WHIDDEN AVE.-					
WATER	P1			13379838	60.27	20.00	0.00	80.27
SEWER					54.66	0.00	0.00	54.66
		ALFRED RAINS	Total		114.93	20.00	0.00	134.93
159001	159001	JOSEPH ALLEN	1010 WHIDDEN AVE.-					
WATER	P1			14280805	135.73	20.00	0.00	155.73
SEWER					123.36	0.00	0.00	123.36
		JOSEPH ALLEN	Total		259.09	20.00	0.00	279.09
161001	161001	ANNETTE BLACK	1141 WHIDDEN AVE.-					
WATER	P1			18258665	24.47	20.00	0.00	44.47
SEWER					24.62	0.00	0.00	24.62
		ANNETTE BLACK	Total		49.09	20.00	0.00	69.09
234001	234001	WILLIAM BRANDON	16811 SW 136TH PLACE					
WATER	P1			14346870	39.13	20.00	0.00	59.13
SEWER					35.77	0.00	0.00	35.77
		WILLIAM BRANDON	Total		74.90	20.00	0.00	94.90
249001	249001	MARK SALTER	16741 SW 133RD ST.					
WATER	P1			14280664	29.18	20.00	0.00	49.18
SEWER					27.20	0.00	0.00	27.20
		MARK SALTER	Total		56.38	20.00	0.00	76.38

Paid

18

Location No	Account No	Name	Address	Meter No.	Prev. Balance	Penalty	Tax	Account Balance
266001	266001	MICHAEL GILFILEN	1350 HAWTHORNE AVE.					
WATER	P1			13658421	28.35	20.00	0.00	48.35
SEWER					26.53	0.00	0.00	26.53
		MICHAEL GILFILEN	Total		54.88	20.00	0.00	74.88
283001	283001	CASSIE PEADEN	16491 SHELLCREST					
WATER	P1			14346869	27.96	20.00	0.00	47.96
SEWER					26.21	0.00	0.00	26.21
		CASSIE PEADEN	Total		54.17	20.00	0.00	74.17
310001	310001	EDWARD GRISWOLD	1265 INGLESIDE DRIVE					
WATER	P1			13658455	71.17	20.00	0.00	91.17
SEWER					64.54	0.00	0.00	64.54
		EDWARD GRISWOLD	Total		135.71	20.00	0.00	155.71
322001	322001	SHIRLEY BECKHAM	12470 GULF BLVD.					
WATER	P1			12943659	35.49	20.00	0.00	55.49
SEWER					32.58	0.00	0.00	32.58
		SHIRLEY BECKHAM	Total		68.07	20.00	0.00	88.07
1086001	1086001	TODD THOMPSON	12191 SW 165TH AVENUE					
WATER	P1			14621653	69.22	20.00	0.00	89.22
SEWER					48.18	0.00	0.00	48.18
		TODD THOMPSON	Total		117.40	20.00	0.00	137.40
408001	408001	MARY MARTIN	16790 SW 121ST LANE					
WATER	P1			14280779	28.20	20.00	0.00	48.20
SEWER					26.41	0.00	0.00	26.41
		MARY MARTIN	Total		54.61	20.00	0.00	74.61
448001	448001	JOHN ANASTASI	12750 JERNIGAN AVE.					
WATER	P1			14280695	38.13	20.00	0.00	58.13
SEWER					34.90	0.00	0.00	34.90
		JOHN ANASTASI	Total		73.03	20.00	0.00	93.03
568001	568001	GORDON SCOTT	11 OLD MILL DRIVE 8F					
WATER	P1			14280444	29.30	20.00	0.00	49.30
SEWER					27.29	0.00	0.00	27.29
		GORDON SCOTT	Total		56.59	20.00	0.00	76.59
594001	594001	JIM GAUDETTE	211 2ND ST 34-323					
WATER	P1			14280811	26.99	20.00	0.00	46.99
SEWER					25.42	0.00	0.00	25.42
		JIM GAUDETTE	Total		52.41	20.00	0.00	72.41
628001	628001	AMY AENCHBACHER	7041 DEPOT ST 201B					
WATER	P1			14280741	18.10	20.00	0.00	38.10
SEWER					23.77	0.00	0.00	23.77
		AMY AENCHBACHER	Total		41.87	20.00	0.00	61.87
754001	754001	DOWNTOWN FOUR, LLC	525 2ND STREET					
WATER	P1			14346427	38.02	20.00	0.00	58.02
SEWER					72.63	0.00	0.00	72.63
		DOWNTOWN FOUR, LLC	Total		110.65	20.00	0.00	130.65
781001	781001	GUS SOLDATOS	660 1ST ST.-PINK HOUSE					
WATER	P1			14062241	41.28	20.00	0.00	61.28
SEWER					9.20	0.00	0.00	9.20
		GUS SOLDATOS	Total		50.48	20.00	0.00	70.48
848001	848001	GEORGE WARNER	757 6TH STREET					
WATER	P1			14062608	44.00	20.00	0.00	64.00
SEWER					23.00	0.00	0.00	23.00
		GEORGE WARNER	Total		67.00	20.00	0.00	87.00
883001	883001	SHERRY SICKING	833 4TH STREET					
WATER	P1			14280506	24.10	20.00	0.00	44.10
SEWER					23.08	0.00	0.00	23.08
		SHERRY SICKING	Total		47.18	20.00	0.00	67.18
1380001	1380001	EARL SELLARS	674 4TH STREET					
WATER	P1			17288546	28.18	20.00	0.00	48.18
SEWER					26.39	0.00	0.00	26.39
		EARL SELLARS	Total		54.57	20.00	0.00	74.57

Location No	Account No	Name	Address	Meter No.	Prev. Balance	Penalty	Tax	Account Balance
909001	909001	CHRIS COWART	773 5TH ST.					
				17288545	24.00	20.00	0.00	44.00
					23.00	0.00	0.00	23.00
		CHRIS COWART	Total		47.00	20.00	0.00	67.00
929001	929001	FLO (EDNA F. LEVIN)	809 7TH ST.					
				14346503	24.00	20.00	0.00	44.00
					23.00	0.00	0.00	23.00
		FLO (EDNA F. LEVIN)	Total		47.00	20.00	0.00	67.00

Paid

Total Customers	30		
Prev. Balance	\$2,254.47		
Penalty	\$600.00	Previously Posted Penalty	\$0.00
Total Tax	\$0.00		
Account Balance	\$2,854.47		

Cedar Key Water & Sewer District

Sick and Annual Leave Balances

October 31,2019 Amount Used 2019

<u>Employee</u>	<u>Sick Available</u>	<u>Sick Used</u>	<u>Vacation Available</u>	<u>Vacation Used</u>
Doty, Gabriel T	34:00	80:00	50:06	48:00
Johns, Alicia M.	28:27	74:00	41:13	110:00
McCain, James E.	1239:30	24:00	160:41	178:00
Quinn, William M.	244:30	61:00	159:37	178:30
Richburg, Margaret A.	4:00	85:30	84:08	97:00

21

Cedar Key Water & Sewer District
Monthly Checkbook Activity
 As of October 31, 2019

Date	Num	Name	Memo	Amount
Unrestricted Cash Funds				
10/01/2019	28716	DAVISVISION	90866	-79.26
10/01/2019	28717	CUSI	Billing Annual Fee: U25292 10/05/2019	-1,500.00
10/01/2019	28718	Egis Insurance Advisors, LLC	Invoice No: 10/01/2018 thru 9/30/2019	-2,219.97
10/01/2019	28719	Gator Works Computing	Backup, Invoice 17-27035 10/01/2019	-98.45
10/01/2019	28720	JAC-PAC DISTRIBUTORS	Invoice No: 1022259-001-01 10/01/2019	-284.99
10/01/2019	28721	Konica Minolta Business Solutions	Maintenance, Invoice No:260872477 10/01/2019	-82.71
10/02/2019	28722	John K. McPherson. P.A.	Management, Invoice No: 800 September 2019	-4,500.00
10/02/2019	28723	Hawkins, Inc.d/b/a Dumont	Invoice No:4590693, 4590694	-2,161.81
10/02/2019	28724	Marina Hardware At Cedar Key, Inc.	Invoice No & Account No: 220 September 2019	-345.02
10/03/2019	28725	Central FL Electric	Electric September 2019	-3,975.79
10/03/2019	28726	Grainger Parts	Invoice No830350286 10/02/2019	-441.11
10/03/2019	28727	NAPA Gulf Coast Parts, LLC	Account # 1999 September 2019	-150.40
10/03/2019	28728	Utility Service Co., Inc.	Invoice No:489824 OCT. 2019	-4,744.50
10/03/2019	28729	Verizon Wireless	Cell Phones, Invoice No: 9833338769415 84	-108.00
10/03/2019	28730	Verizon Wireless	Cell Phones, Invoice No: 9838720072 52	-96.48
10/03/2019	28731	Johns, Alicia M.	Pay Check	-460.67
10/04/2019	28732	Doty, Gabriel T	Pay Check	-579.01
10/04/2019	28733	McCain, James E.	Pay Check	-2,057.16
10/04/2019	28734	Quinn, William M.	Pay Check	-678.96
10/04/2019	28735	Richburg, Margaret A.	Pay Check	-578.61
10/04/2019	Bankdraft	EFTPS	59-1156008	-1,435.68
10/04/2019		Deposit	Deposit	75,000.00
10/04/2019		Deposit	Deposit	47.40
10/04/2019	Bankdraft	City Of Cedar Key	Solid Waste	-141.19
10/05/2019		Deposit	Deposit	313.52
10/06/2019		Deposit	Deposit	237.99
10/07/2019	28736	Dreyer's DK1	Restoration: Invoice SI-4808 Project 16-09-001	-2,481.79
10/07/2019	28737	FloridaDepartment of Economic Opportunity	Special District Annual Fee	-175.00
10/07/2019	28738	Telemetry & Control Systems Solutions, In	Invoice No: 2433 7/1/2019 thru 9/30/2019 Sep	-585.00
10/07/2019	28739	General Underground LLC	Invoice No: 2 Project No 0605-24-1 Septembe	-70,369.02
10/07/2019	28740	FERGUSON ENTERPRISES LLC #3326	Invoice No: 01766852 September 20019	-13,600.00
10/07/2019		Deposit	105001 Dustin Atwater 80.00 , 773001 Sharon !	182.35
10/09/2019	28741	Ann Richburg	Reimbursement Request mileage to Ocala	-84.68
10/10/2019	28742	Quinn, William M.	Pay Check	-934.46
10/10/2019		Deposit	Deposit	320.00
10/10/2019		Deposit	Deposit	75.14
10/10/2019		Deposit	Deposit	10,632.07
10/10/2019	28743	Johns, Alicia M.	Pay Check	-433.63
10/10/2019	28744	Haldeman, Hattie B.	Pay Check	-369.40
10/10/2019	28745	Hand, Joseph G.	Pay Check	-369.40
10/10/2019	28746	Reynolds, Chris	Pay Check	-369.40
10/10/2019	28747	Rosenthal, Stephen B.	Pay Check	-369.40
10/10/2019	28748	Sturmer, Leslie N.	Pay Check	-369.40

22

Cedar Key Water & Sewer District
Monthly Checkbook Activity
 As of October 31, 2019

Date	Num	Name	Memo	Amount
10/10/2019	28749	McCain, James E.	Pay Check	-874.02
10/11/2019	28750	Doty, Gabriel T	Pay Check	-502.77
10/11/2019	28751	Richburg, Margaret A.	Pay Check	-578.61
10/11/2019	Bankdraft	EFTPS	59-1156008	-1,268.27
10/11/2019		Deposit	Deposit	73.03
10/13/2019		Deposit	Deposit	130.50
10/14/2019		Deposit	Deposit	11,526.59
10/14/2019	28752	AT&T	No: 352-5435285 938 1989, 352-543-6405 937	-536.76
10/14/2019	28753	Aqua Pure Water & Sewerage Service , LLC	Invoice No:83733 September 2019	-414.00
10/14/2019	28754	Beauchamp & Edwards	Invoice # 14277	-1,500.00
10/14/2019	28755	Cedar Key Beacon	Invoice No: 24-000485 September 2019	-199.54
10/14/2019	28756	VISA	Invoice No 1967971002719	-80.03
10/14/2019		Deposit	Deposit	119.45
10/15/2019	Bankdraft	Wex Bank Marathon Fleet	Fuel Invoice: 61526594 September 2019	-520.90
10/15/2019	28757	AT&T Internet Service	Invoice No: 122314242 September 2019	-107.00
10/15/2019	28758	FERGUSON ENTERPRISES LLC #3326	Invoice No: 1766843	-386.00
10/15/2019		Deposit	Deposit	101.39
10/16/2019	EFTPS	EFTPS	59-1156008	-0.02
10/16/2019	EFTPS	EFTPS	59-1156008	-181.15
10/16/2019	28759	A-Able Septic-Sewer Service, Inc.	Invoice No:45074 9/30/2019	-2,280.00
10/16/2019		Deposit	859001 H. Stephens 200.00, 32001 385.61 , 71	634.24
10/17/2019	28760	Doty, Gabriel T	Pay Check	-702.06
10/17/2019		Deposit	Deposit	31.69
10/18/2019	28761	Johns, Alicia M.	Pay Check	-433.61
10/18/2019	28762	Richburg, Margaret A.	Pay Check	-578.61
10/18/2019	28763	McCain, James E.	Pay Check	-1,268.40
10/18/2019	28764	Quinn, William M.	Pay Check	-678.97
10/18/2019	Bankdraft	EFTPS	59-1156008	-1,076.62
10/18/2019		Deposit	Deposit	120.31
10/22/2019	28765	Ann Richburg	Reimbursement Request mileage to Ocala	-84.68
10/22/2019		Deposit	Deposit	11,842.04
10/22/2019	28766	AT & T MOBILITY	28728325 3088X08182019	-23.55
10/22/2019	28767	Hawkins, Inc.d/b/a Dumont	Invoice No:4598390,4598391 OCT. 2019	-3,206.90
10/22/2019	28768	Mittauer & Associates, Inc.	Invoice No: 19444 SEPT. 2019	-7,700.00
10/22/2019	28769	Mittauer & Associates, Inc.	Invoice No: 19437 SEPT. 2019	-14,912.40
10/24/2019	28770	Johns, Alicia M.	Pay Check	-433.63
10/24/2019	28771	McCain, James E.	Pay Check	-1,432.70
10/24/2019	28772	Richburg, Margaret A.	Pay Check	-578.61
10/24/2019		Deposit	Deposit	67.00
10/25/2019	28773	Doty, Gabriel T	Pay Check	-441.24
10/25/2019	28774	Quinn, William M.	Pay Check	-855.53
10/25/2019	Bankdraft	EFTPS	59-1156008	-1,110.88
10/25/2019	28775	AFLAC	ATF27	-1,262.45
10/25/2019		Deposit	Deposit	47.31
10/25/2019	Bankdraft	Transfer	Transfer Unrestricted Cash Fund	58,000.00

Cedar Key Water & Sewer District
Monthly Checkbook Activity
 As of October 31, 2019

<u>Date</u>	<u>Num</u>	<u>Name</u>	<u>Memo</u>	<u>Amount</u>
10/28/2019		Deposit	Deposit	15,245.55
10/29/2019	28776	City Of Cedar Key	Over Payment for October 42001 State	-31.69
10/29/2019		Deposit	4001-FWC 402001 Museum	217.13
10/29/2019		Deposit	Deposit	47.71
10/29/2019	28777	Egis Insurance Advisors, LLC	Invoice No: 95553 10/01/2019 thru 9/30/2020	-43,314.00
10/29/2019	Bankdraft	Blue Cross Blue Shield of FL	Group:90866 Division: 001 Invoice 74186439 Nc	-4,200.46
10/30/2019		Deposit	Deposit	8,428.46
10/30/2019		Deposit		0.02
10/31/2019	28778	Quinn, William M.	VOID: Pay Check	0.00
10/31/2019	28779	Quinn, William M.	Pay Check	-1,134.20
10/31/2019	28780	A-Able Septic-Sewer Service, Inc.	Invoice No:45192 10/17/2019	-2,040.00
10/31/2019	28781	Cedar Key Auto Care	Invoice No:55899	-748.89
10/31/2019	28782	US JETTING	INVOICE NO: 143278 2/14/2019	-196.98
10/31/2019	28783	US Postmaster	772 pc @ .35 ea = 270.20	-270.20
10/31/2019	28784	US Postmaster	2 rolls stamps 55.00 ea= 110.00	-110.00
				<u>-22,045.79</u>
				<u>-22,045.79</u>
				<u>-22,045.79</u>

Total Unrestricted Cash Funds
TOTAL

24

Adjusted Bill Calculation

Adjustment Information

Date Requested: 11/6/2019
 Month of Service: Oct-19
 Metered Usage: 10,000 Gal
 Am't Billed (W&S): \$143.14

Customer Name: Joe Waechter

Account No.: 244001

Service Address: 16931 SW 133rd Street

*Previous 12 Months

Average W&S Usage: 3,354 gallons/Month

Justification: Water hose was left on over night.

	Water	Sewer
Base Charges:	\$25.00	\$24.00

Water Usage	Adjusted Sewer Usage
Gallons: 10,000	Gallons*: 3,354
0 to 3K @ \$2.50/K \$7.50	0 to 3K @ \$2.03/K \$6.90
3 to 6 K @ \$4.70/K \$14.10	3 to 6 K @ \$4.11/K \$5.56
6 to 9 K @ \$6.62/K \$19.86	6 to 9 K @ \$5.96/K \$0.00
9K+ @ \$8.57/K \$8.57	9K+ @ \$7.81/K \$0.00
Total: \$75.03	Total: \$36.46

Adjusted Water and Sewer, Total: \$111.49

(25)

Cedar Key Water and Sewer District
Usage Report

From: 11/06/2018 Through: 11/06/2019
 Sorted By: Account Number
 For 244001

26

Location No	Acct No.	Name	Service Address	Route	Meter No.	Change	Out	Size	Service	Tran Date	Measure	Act Usage	Bill Usage	Adj Usage	Adj Amt	Charges	Prior Date	Prior Read	Current Date	Current Read	
244001	244001	JOE WAECHTER	16931 SW 133RD STREET	08	14280674			5/8" METER	WATER	11/30/2018	Gallons	3820	3820	0	0.00	35.03	10/22/2018	13718	11/19/2018	14100	
					18258651			5/8" METER	WATER	12/31/2018	Gallons	2970	2970	0	0.00	31.22	11/19/2018	0	12/20/2018	297	
					14280674	Y		5/8" METER	WATER	12/31/2018	Gallons	0	0	0	0.00	0.00	11/19/2018	14100	11/19/2018	14100	
					18258651			5/8" METER	WATER	01/29/2019	Gallons	3930	3930	0	0.00	35.53	12/20/2018	297	01/22/2019	690	
					18258651			5/8" METER	WATER	03/01/2019	Gallons	2830	2830	0	0.00	30.88	01/22/2019	690	02/20/2019	973	
					18258651			5/8" METER	WATER	04/01/2019	Gallons	3280	3280	0	0.00	32.57	02/20/2019	973	03/18/2019	1301	
					18258651			5/8" METER	WATER	04/30/2019	Gallons	3310	3310	0	0.00	32.70	03/18/2019	1301	04/17/2019	1632	
					18258651			5/8" METER	WATER	05/31/2019	Gallons	4190	4190	0	0.00	36.72	04/17/2019	1632	05/20/2019	2051	
					18258651			5/8" METER	WATER	07/01/2019	Gallons	4760	4760	0	0.00	39.32	05/20/2019	2051	06/19/2019	2527	
					18258651			5/8" METER	WATER	07/31/2019	Gallons	3140	3140	0	0.00	31.93	06/19/2019	2527	07/17/2019	2841	
					18258651			5/8" METER	WATER	08/30/2019	Gallons	3690	3690	0	0.00	34.44	07/17/2019	2841	08/19/2019	3210	
					18258651			5/8" METER	WATER	09/30/2019	Gallons	4330	4330	0	0.00	37.35	08/19/2019	3210	09/19/2019	3643	
					18258651			5/8" METER	WATER	10/31/2019	Gallons	10000	10000	0	0.00	75.03	09/19/2019	3643	10/21/2019	4643	
Totals for Customer/Location/Service: 244001 / 244001 / WATER												50,250	50,250	0	0.00	452.72					

Number of Accounts 1
 Number of Locations 1
 Account/Location Combinations 1

WATER Gallons 50250 50250 0 0.00 452.72

Grand Totals

Dear Sir or Madam,

I inadvertently left my watering hose on one night last month. This resulted in an extraordinarily high bill.

I am requesting that you adjust my bill for the sewage portion since that wasn't used

Thanks for your consideration.

Joe Waechter
16931 S.W. 133rd St.

Acct # 244001

**Cedar Key Water and Sewer District
General Manager Report
November 11, 2019**

1. Water Plant

The chlorine dioxide pilot test was resumed on October 21 using the Palintest to maintain chlorine dioxide levels in the clearwell. We continue to have challenges with the pilot test which I will report on at the meeting.

We went slightly over on the annual average for THMs this quarter, so the attached notice will be mailed out this week. (29)

2. Wastewater Bridge Lines Directional Drills

Construction has been completed and the final inspection was performed by Mittauer which revealed a few minor issues to be resolved.

3. Downtown Building Painting and Repairs

I continue to wait for quotes and samples for new aluminum railings for the front of the building, and for a location in the WWTP where they are needed for safety.

4. TRIM

We received notification from the State that all TRIM procedures were correctly followed. (30)

5. Cell Service

Surveyors working for Verizon visited the water tower site on November 1 as the next step in coming up with a proposal for antennas on the water tower.

6. Groundwater Levels

DATE	ROSEWOOD	SUWANNEE	NOTE
1.1.12	7.62	1.64	6 months before saltwater intrusion
5.23.12	6.67	-.54	Near start of intrusion event
8.1.12	9.76	3.76	Near end of intrusion event
1.1.19	11.48	4.72	Start of this year
10.08.19	11.34	3.03	Previous reading
11.6.19	11.30	3.25	Current

**IMPORTANT INFORMATION ABOUT YOUR DRINKING WATER
CEDAR KEY WTP DISINFECTION BYPRODUCTS MONITORING PUBLIC NOTICE**

What happened?

Our water system did not meet the requirements of a drinking water standard. Although this is not an emergency, as our customers, you have a right to know what happened, what you should do, and what we are doing to correct this situation.

We routinely monitor for the presence of drinking water contaminants. Testing results we received from samples taken August 6, 2019, when averaged with quarterly results from the past year, show that our system exceeds the standards, or maximum contaminant levels (MCL), for Disinfection Byproducts (DBPs), which includes Total Trihalomethanes (TTHMs). The standard for TTHMs is 80 micrograms per liter ($\mu\text{g/L}$). Compliance is based on the locational running annual average (LRAA), which is the average of all quarterly results from the past year.

Contaminant & Date	Hodgson & Jernigan Ave.	Gulf Boulevard & Hodges Ave.
TTHMs LRAA following August 6, 2019 results	91.88	91.23

What should I do?

Some people who drink water containing TTHMs in excess of the MCL over many years may experience problems with their liver, kidneys, or central nervous system, and may have an increased risk of getting cancer.

Any customers who are concerned about their exposure to DBPs may choose alternative sources of water for ingestion.

What does this mean?

This is not an immediate risk. If it had been, you would have been notified immediately.

What is being done?

We are testing a change in the primary disinfectant from chlorine to chlorine dioxide as a permanent fix for this problem. We will continue to monitor and report to you by public notice on future testing results.

For more information, please contact John McPherson, General Manager, at 352-543-5285 or 352-317-7431.

Please share this information with all the other people who drink this water, especially those who may not have received this notice directly (for example, people in apartments, nursing homes, schools, and businesses). You can do this by posting this notice in a public place or distributing copies by hand or mail.

This notice is being sent to you by CEDAR KEY WTP
State Public Water System ID#: 2380178
Date distributed: November 8, 2019

(29)



Florida Department of Revenue
Property Tax Oversight

Jim Zingale
Executive Director

5050 West Tennessee Street, Tallahassee, FL 32399

floridarevenue.com

October 14, 2019

John K. McPherson , General Manager
Cedar Key Special Water & Sewer District
Post Office Box 309
Cedar Key, Florida 32625-0309

RE: Truth in Millage (TRIM) Certification

Dear Mr. McPherson:

The Department of Revenue has reviewed the millage certification documents that your taxing authority submitted. The Department has found no violation of the certification requirements in subsections 200.065(1)-(4), (6)-(12), (14), and (15), Florida Statutes, and therefore accepts the certification as meeting the stated requirements.

The Department has also reviewed the maximum millage levy calculation final disclosure documents your taxing authority submitted. The Department's review included documents relating to the millage levying processes and the total taxes levied by your principal taxing authority and any dependent special districts and MSTUs (for counties). Based on these documents, the Department has determined that your taxing authority is in compliance with the maximum total taxes levied requirements, and thus the maximum millage levy requirements, of section 200.065(5), Florida Statutes.

Sincerely,

Patrick Creehan
Interim Program Director
Property Tax Oversight

BH/#48.10

30